

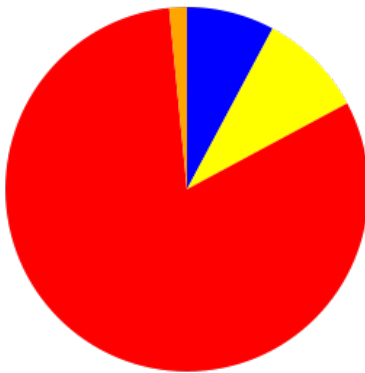


Adult Trap Data - Detail

Start Date: 06/07/2022 End Date: 06/08/2022

Battlement Mesa

Trap #	Date	Species	Count	Percent
BM-09	CDC Light Trap	Garfield	Battlement Mesa	
	06/07/2022	<i>Aedes increpitus</i>	1	1.6%
	06/07/2022	<i>Aedes vexans</i>	4	6.3%
	06/07/2022	<i>Anopheles hermsi</i>	6	9.4%
	06/07/2022	<i>Culex tarsalis</i>	52	81.3%
	06/07/2022	<i>Culiseta incidens</i>	1	1.6%
Total			64	



	TOTAL	%
■ <i>Aedes-Oc</i>	5	7.8%
■ <i>Anopheles</i>	6	9.4%
■ <i>Culex</i>	52	81.3%
■ <i>Culiseta</i>	1	1.6%
■ <i>Other</i>	0	0.0%



Adult Trap Data - Detail

Start Date: 06/07/2022 End Date: 06/08/2022

City of Carbondale

Trap #	Date	Species	Count	Percent
CD-02	CDC Light Trap	Garfield	East Carbondale Saint Finbar	


06/08/2022	<i>Aedes spencerii idahoensis</i>	1	100.0%
Total		1	



- *Aedes-Oc*
- *Anopheles*
- *Culex*
- *Culiseta*
- *Other*

Trap #	Date	Species	Count	Percent
CD-11	CDC Light Trap	Garfield	Carbondale Colorado Rocky Mountain School	

06/08/2022	No Mosquitoes	0	NaN%
Total		0	



- *Aedes-Oc*
- *Anopheles*
- *Culex*
- *Culiseta*
- *Other*

	TOTAL	%
■ <i>Aedes-Oc</i>	1	100.0%
■ <i>Anopheles</i>	0	0.0%
■ <i>Culex</i>	0	0.0%
■ <i>Culiseta</i>	0	0.0%
■ <i>Other</i>	0	0.0%



Adult Trap Data - Detail

Start Date: 06/07/2022 End Date: 06/08/2022

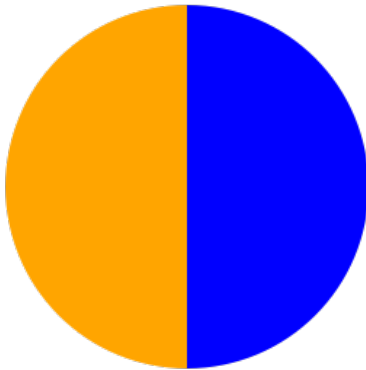
City of Glenwood Springs

Trap #	Date	Species	Count	Percent
GW-09	CDC Light Trap	Garfield Glenwood Springs Cemetery		

06/07/2022	<i>Aedes cataphylla</i>	2	50.0%
06/07/2022	<i>Culiseta incidens</i>	2	50.0%
Total		4	



- *Aedes-Oc*
- *Anopheles*
- *Culex*
- *Culiseta*
- *Other*



	TOTAL	%
■ <i>Aedes-Oc</i>	2	50.0%
■ <i>Anopheles</i>	0	0.0%
■ <i>Culex</i>	0	0.0%
■ <i>Culiseta</i>	2	50.0%
■ <i>Other</i>	0	0.0%

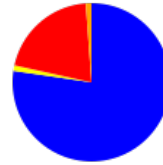


Adult Trap Data - Detail

Start Date: 06/07/2022 End Date: 06/08/2022

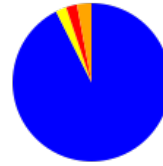
City of Rifle

Trap #	Date	Species	Count	Percent
RF-01	CDC Light Trap	Garfield Rifle Lyons Park Rest Area		
	06/07/2022	<i>Aedes cinereus</i>	2	0.8%
	06/07/2022	<i>Aedes dorsalis</i>	155	59.6%
	06/07/2022	<i>Aedes vexans</i>	44	16.9%
	06/07/2022	<i>Anopheles hermsi</i>	3	1.2%
	06/07/2022	<i>Culex tarsalis</i>	53	20.4%
	06/07/2022	<i>Culiseta inornata</i>	3	1.2%
		Total	260	



- *Aedes-Oc*
- *Anopheles*
- *Culex*
- *Culiseta*
- *Other*

Trap #	Date	Species	Count	Percent
RF-15	CDC Light Trap	Garfield Rifle Mile Pond Road		
	06/07/2022	<i>Aedes dorsalis</i>	1	0.7%
	06/07/2022	<i>Aedes increpitus</i>	25	18.5%
	06/07/2022	<i>Aedes melanimon</i>	6	4.4%
	06/07/2022	<i>Aedes vexans</i>	93	68.9%
	06/07/2022	<i>Anopheles hermsi</i>	3	2.2%
	06/07/2022	<i>Culex tarsalis</i>	3	2.2%
	06/07/2022	<i>Culiseta inornata</i>	4	3.0%
		Total	135	

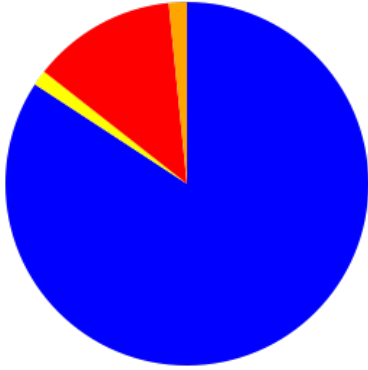


- *Aedes-Oc*
- *Anopheles*
- *Culex*
- *Culiseta*
- *Other*

Trap #	Date	Species	Count	Percent
RF-16	CDC Light Trap	Garfield Rifle Middle School		
	06/07/2022	<i>Aedes dorsalis</i>	28	66.7%
	06/07/2022	<i>Aedes vexans</i>	14	33.3%
		Total	42	



- *Aedes-Oc*
- *Anopheles*
- *Culex*
- *Culiseta*
- *Other*



		TOTAL	%
	<i>Aedes-Oc</i>	368	84.2%
	<i>Anopheles</i>	6	1.4%
	<i>Culex</i>	56	12.8%
	<i>Culiseta</i>	7	1.6%
	<i>Other</i>	0	0.0%



Adult Trap Data - Detail

Start Date: 06/07/2022 End Date: 06/08/2022

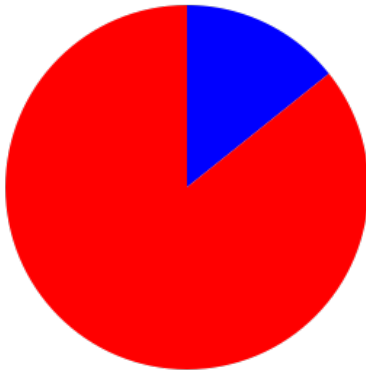
Town of New Castle

Trap #	Date	Species	Count	Percent
NC-03	CDC Light Trap	Garfield New Castle Elk Creek Elementary School		

06/07/2022	<i>Aedes implicatus</i>	1	14.3%
06/07/2022	<i>Culex salinarius</i>	4	57.1%
06/07/2022	<i>Culex tarsalis</i>	2	28.6%
Total		7	



- *Aedes-Oc*
- *Anopheles*
- *Culex*
- *Culiseta*
- *Other*



	TOTAL	%
■ <i>Aedes-Oc</i>	1	14.3%
■ <i>Anopheles</i>	0	0.0%
■ <i>Culex</i>	6	85.7%
■ <i>Culiseta</i>	0	0.0%
■ <i>Other</i>	0	0.0%

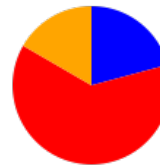


Adult Trap Data - Detail

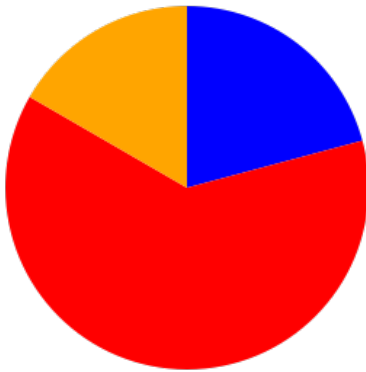
Start Date: 06/07/2022 End Date: 06/08/2022

Town of Parachute

Trap #	Date	Species	Count	Percent
PR-01	CDC Light Trap	Garfield Parachute Cottonwood Park		
	06/07/2022	<i>Aedes dorsalis</i>	2	8.3%
	06/07/2022	<i>Aedes vexans</i>	3	12.5%
	06/07/2022	<i>Culex erythrothorax</i>	1	4.2%
	06/07/2022	<i>Culex tarsalis</i>	14	58.3%
	06/07/2022	<i>Culiseta inornata</i>	4	16.7%
Total			24	



- *Aedes-Oc*
- *Anopheles*
- *Culex*
- *Culiseta*
- *Other*



	TOTAL	%
■ <i>Aedes-Oc</i>	5	20.8%
■ <i>Anopheles</i>	0	0.0%
■ <i>Culex</i>	15	62.5%
■ <i>Culiseta</i>	4	16.7%
■ <i>Other</i>	0	0.0%



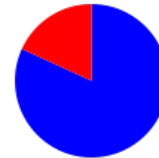
Adult Trap Data - Detail

Start Date: 06/07/2022 End Date: 06/08/2022

Town of Silt

Trap #	Date	Species	Count	Percent
--------	------	---------	-------	---------

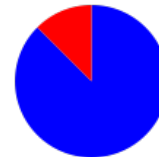
SI-09	CDC Light Trap	Garfield	Silt Kum & Go	
		06/07/2022	<i>Aedes vexans</i>	54 81.8%
		06/07/2022	<i>Culex tarsalis</i>	12 18.2%
			Total	66



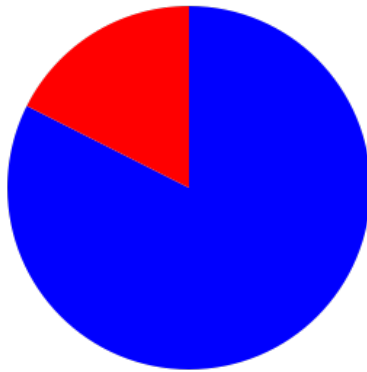
- *Aedes-Oc*
- *Anopheles*
- *Culex*
- *Culiseta*
- *Other*

SI-10	CDC Light Trap	Garfield	Silt - Coal Ridge High School	
-------	----------------	----------	-------------------------------	--

		06/07/2022	<i>Aedes vexans</i>	7 87.5%
		06/07/2022	<i>Culex tarsalis</i>	1 12.5%
			Total	8



- *Aedes-Oc*
- *Anopheles*
- *Culex*
- *Culiseta*
- *Other*



	TOTAL	%
■ <i>Aedes-Oc</i>	61	82.4%
■ <i>Anopheles</i>	0	0.0%
■ <i>Culex</i>	13	17.6%
■ <i>Culiseta</i>	0	0.0%
■ <i>Other</i>	0	0.0%