



Adult Trap Data - Detail

Start Date: 06/14/2022 End Date: 06/15/2022

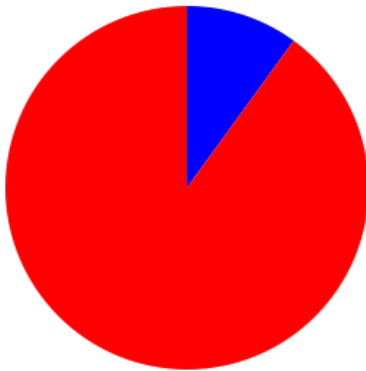
Battlement Mesa

Trap #	Date	Species	Count	Percent
BM-09	CDC Light Trap	Garfield	Battlement Mesa	

06/14/2022	<i>Aedes melanimon</i>	1	10.0%
06/14/2022	<i>Culex tarsalis</i>	9	90.0%
Total		10	



- *Aedes-Oc*
- *Anopheles*
- *Culex*
- *Culiseta*
- *Other*



	TOTAL	%
■ <i>Aedes-Oc</i>	1	10.0%
■ <i>Anopheles</i>	0	0.0%
■ <i>Culex</i>	9	90.0%
■ <i>Culiseta</i>	0	0.0%
■ <i>Other</i>	0	0.0%



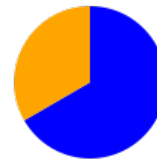
Adult Trap Data - Detail

Start Date: 06/14/2022 End Date: 06/15/2022

City of Carbondale

Trap #	Date	Species	Count	Percent
--------	------	---------	-------	---------

CD-02	CDC Light Trap	Garfield	East Carbondale Saint Finbar	
		06/15/2022	<i>Aedes dorsalis</i>	1 33.3%
		06/15/2022	<i>Aedes vexans</i>	1 33.3%
		06/15/2022	<i>Culiseta inornata</i>	1 33.3%
			Total	3



- *Aedes-Oc*
- *Anopheles*
- *Culex*
- *Culiseta*
- *Other*

Trap #	Date	Species	Count	Percent
--------	------	---------	-------	---------

CD-11	CDC Light Trap	Garfield	Carbondale Colorado Rocky Mountain School	
		06/15/2022	<i>Culex tarsalis</i>	1 100.0%
			Total	1



- *Aedes-Oc*
- *Anopheles*
- *Culex*
- *Culiseta*
- *Other*



	TOTAL	%
■ <i>Aedes-Oc</i>	2	50.0%
■ <i>Anopheles</i>	0	0.0%
■ <i>Culex</i>	1	25.0%
■ <i>Culiseta</i>	1	25.0%
■ <i>Other</i>	0	0.0%



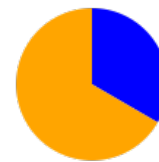
Adult Trap Data - Detail

Start Date: 06/14/2022 End Date: 06/15/2022

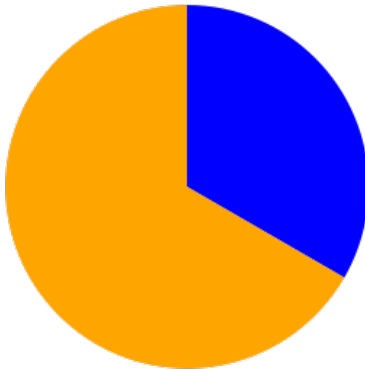
City of Glenwood Springs

Trap #	Date	Species	Count	Percent
GW-09	CDC Light Trap	Garfield Glenwood Springs Cemetery		

06/14/2022	<i>Aedes increpitus</i>	1	33.3%
06/14/2022	<i>Culiseta incidens</i>	2	66.7%
Total		3	



- *Aedes-Oc*
- *Anopheles*
- *Culex*
- *Culiseta*
- *Other*



	TOTAL	%
■ <i>Aedes-Oc</i>	1	33.3%
■ <i>Anopheles</i>	0	0.0%
■ <i>Culex</i>	0	0.0%
■ <i>Culiseta</i>	2	66.7%
■ <i>Other</i>	0	0.0%

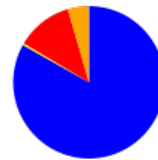


Adult Trap Data - Detail

Start Date: 06/14/2022 End Date: 06/15/2022

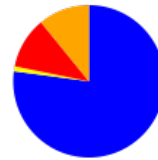
City of Rifle

Trap #	Date	Species	Count	Percent
RF-01	CDC Light Trap	Garfield	Rifle Lyons Park Rest Area	
	06/14/2022	<i>Aedes dorsalis</i>	148	55.4%
	06/14/2022	<i>Aedes melanimon</i>	4	1.5%
	06/14/2022	<i>Aedes vexans</i>	70	26.2%
	06/14/2022	<i>Anopheles hermsi</i>	1	0.4%
	06/14/2022	<i>Culex tarsalis</i>	32	12.0%
	06/14/2022	<i>Culiseta inornata</i>	12	4.5%
Total			267	



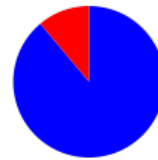
- *Aedes-Oc*
- *Anopheles*
- *Culex*
- *Culiseta*
- *Other*

Trap #	Date	Species	Count	Percent
RF-15	CDC Light Trap	Garfield	Rifle Mile Pond Road	
	06/14/2022	<i>Aedes dorsalis</i>	1	0.4%
	06/14/2022	<i>Aedes increpitus</i>	136	47.9%
	06/14/2022	<i>Aedes melanimon</i>	9	3.2%
	06/14/2022	<i>Aedes vexans</i>	73	25.7%
	06/14/2022	<i>Anopheles hermsi</i>	3	1.1%
	06/14/2022	<i>Culex salinarius</i>	1	0.4%
	06/14/2022	<i>Culex tarsalis</i>	30	10.6%
	06/14/2022	<i>Culiseta inornata</i>	31	10.9%
Total			284	

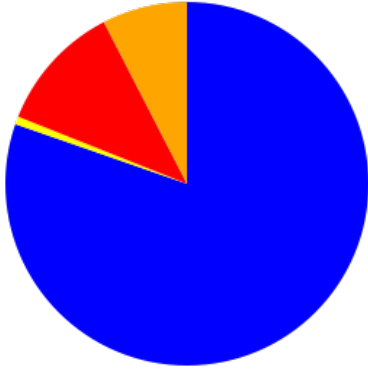


- *Aedes-Oc*
- *Anopheles*
- *Culex*
- *Culiseta*
- *Other*

Trap #	Date	Species	Count	Percent
RF-16	CDC Light Trap	Garfield	Rifle Middle School	
	06/14/2022	<i>Aedes dorsalis</i>	8	44.4%
	06/14/2022	<i>Aedes vexans</i>	8	44.4%
	06/14/2022	<i>Culex tarsalis</i>	2	11.1%
Total			18	



- *Aedes-Oc*
- *Anopheles*
- *Culex*
- *Culiseta*
- *Other*



		TOTAL	%
	<i>Aedes-Oc</i>	457	80.3%
	<i>Anopheles</i>	4	0.7%
	<i>Culex</i>	65	11.4%
	<i>Culiseta</i>	43	7.6%
	<i>Other</i>	0	0.0%

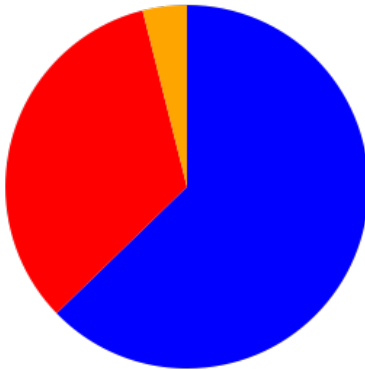
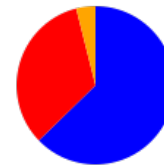


Adult Trap Data - Detail

Start Date: 06/14/2022 End Date: 06/15/2022

Town of New Castle

Trap #	Date	Species	Count	Percent
NC-03	CDC Light Trap	Garfield New Castle Elk Creek Elementary School		
	06/14/2022	<i>Aedes dorsalis</i>	1	2.0%
	06/14/2022	<i>Aedes increpitus</i>	5	9.8%
	06/14/2022	<i>Aedes vexans</i>	26	51.0%
	06/14/2022	<i>Culex pipiens</i>	5	9.8%
	06/14/2022	<i>Culex salinarius</i>	2	3.9%
	06/14/2022	<i>Culex tarsalis</i>	10	19.6%
	06/14/2022	<i>Culiseta incidens</i>	2	3.9%
Total			51	



	TOTAL	%
■ <i>Aedes-Oc</i>	32	62.7%
■ <i>Anopheles</i>	0	0.0%
■ <i>Culex</i>	17	33.3%
■ <i>Culiseta</i>	2	3.9%
■ <i>Other</i>	0	0.0%



Adult Trap Data - Detail

Start Date: 06/14/2022 End Date: 06/15/2022

Town of Parachute

Trap #	Date	Species	Count	Percent
PR-01	CDC Light Trap	Parachute Cottonwood Park		
	06/14/2022	<i>Aedes vexans</i>	1	3.2%
	06/14/2022	<i>Culex tarsalis</i>	29	93.5%
	06/14/2022	<i>Culiseta inornata</i>	1	3.2%
Total			31	



	TOTAL	%
■ <i>Aedes-Oc</i>	1	3.2%
■ <i>Anopheles</i>	0	0.0%
■ <i>Culex</i>	29	93.5%
■ <i>Culiseta</i>	1	3.2%
■ <i>Other</i>	0	0.0%



Adult Trap Data - Detail

Start Date: 06/14/2022 End Date: 06/15/2022

Town of Silt

Trap #	Date	Species	Count	Percent
SI-09	CDC Light Trap	Garfield	Silt Kum & Go	
	06/14/2022	<i>Aedes dorsalis</i>	2	3.3%
	06/14/2022	<i>Aedes increpitus</i>	4	6.7%
	06/14/2022	<i>Aedes melanimon</i>	3	5.0%
	06/14/2022	<i>Aedes vexans</i>	21	35.0%
	06/14/2022	<i>Anopheles hermsi</i>	1	1.7%
	06/14/2022	<i>Culex tarsalis</i>	28	46.7%
	06/14/2022	<i>Culiseta inornata</i>	1	1.7%
Total			60	

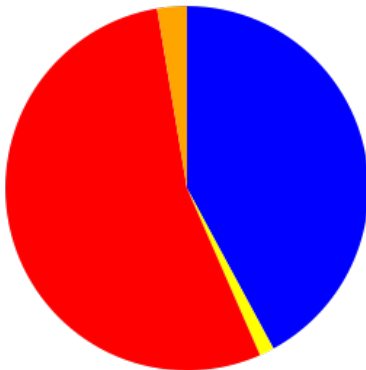


- *Aedes-Oc*
- *Anopheles*
- *Culex*
- *Culiseta*
- *Other*

Trap #	Date	Species	Count	Percent
SI-10	CDC Light Trap	Garfield	Silt - Coal Ridge High School	
	06/14/2022	<i>Aedes dorsalis</i>	1	6.3%
	06/14/2022	<i>Aedes increpitus</i>	1	6.3%
	06/14/2022	<i>Culex tarsalis</i>	13	81.3%
	06/14/2022	<i>Culiseta inornata</i>	1	6.3%
Total			16	



- *Aedes-Oc*
- *Anopheles*
- *Culex*
- *Culiseta*
- *Other*



	TOTAL	%
■ <i>Aedes-Oc</i>	32	42.1%
■ <i>Anopheles</i>	1	1.3%
■ <i>Culex</i>	41	53.9%
■ <i>Culiseta</i>	2	2.6%
■ <i>Other</i>	0	0.0%