



# Adult Trap Data - Detail

Start Date: 07/26/2022 End Date: 07/27/2022

## Battlement Mesa

Trap #	Date	Species	Count	Percent
BM-09	CDC Light Trap	Garfield	Battlement Mesa	

07/26/2022	<i>Anopheles hermsi</i>	5	7.5%
07/26/2022	<i>Culex tarsalis</i>	61	91.0%
07/26/2022	<i>Culiseta inornata</i>	1	1.5%
<b>Total</b>		<b>67</b>	



- *Aedes-Oc*
- *Anopheles*
- *Culex*
- *Culiseta*
- *Other*



	TOTAL	%
<span style="color: blue;">■</span> <i>Aedes-Oc</i>	0	0.0%
<span style="color: yellow;">■</span> <i>Anopheles</i>	5	7.5%
<span style="color: red;">■</span> <i>Culex</i>	61	91.0%
<span style="color: orange;">■</span> <i>Culiseta</i>	1	1.5%
<span style="color: green;">■</span> <i>Other</i>	0	0.0%



# Adult Trap Data - Detail

Start Date: 07/26/2022 End Date: 07/27/2022

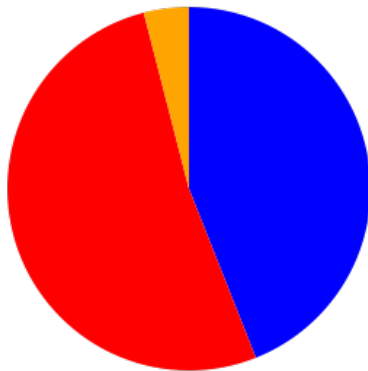
City of Carbondale

Trap #	Date	Species	Count	Percent
CD-02	CDC Light Trap	Garfield	East Carbondale Saint Finbar	
	07/27/2022	<i>Aedes vexans</i>	1	12.5%
	07/27/2022	<i>Culex tarsalis</i>	6	75.0%
	07/27/2022	<i>Culiseta inornata</i>	1	12.5%
		<b>Total</b>	<b>8</b>	

- *Aedes-Oc*
- *Anopheles*
- *Culex*
- *Culiseta*
- *Other*

Trap #	Date	Species	Count	Percent
CD-11	CDC Light Trap	Garfield	Carbondale Colorado Rocky Mountain School	
	07/27/2022	<i>Aedes cinereus</i>	1	5.9%
	07/27/2022	<i>Aedes increpitus</i>	8	47.1%
	07/27/2022	<i>Aedes vexans</i>	1	5.9%
	07/27/2022	<i>Culex tarsalis</i>	7	41.2%
		<b>Total</b>	<b>17</b>	

- *Aedes-Oc*
- *Anopheles*
- *Culex*
- *Culiseta*
- *Other*



	TOTAL	%
<span style="color: blue;">■</span> <i>Aedes-Oc</i>	11	44.0%
<span style="color: yellow;">■</span> <i>Anopheles</i>	0	0.0%
<span style="color: red;">■</span> <i>Culex</i>	13	52.0%
<span style="color: orange;">■</span> <i>Culiseta</i>	1	4.0%
<span style="color: green;">■</span> <i>Other</i>	0	0.0%



# Adult Trap Data - Detail

Start Date: 07/26/2022 End Date: 07/27/2022


City of Glenwood Springs

Trap #	Date	Species	Count	Percent
GW-09	CDC Light Trap	Garfield Glenwood Springs Cemetery		

07/26/2022	<i>Culex salinarius</i>	3	100.0%
<b>Total</b>		<b>3</b>	



- *Aedes-Oc*
- *Anopheles*
- *Culex*
- *Culiseta*
- *Other*



	TOTAL	%
<span style="color: blue;">■</span> <i>Aedes-Oc</i>	0	0.0%
<span style="color: yellow;">■</span> <i>Anopheles</i>	0	0.0%
<span style="color: red;">■</span> <i>Culex</i>	3	100.0%
<span style="color: orange;">■</span> <i>Culiseta</i>	0	0.0%
<span style="color: green;">■</span> <i>Other</i>	0	0.0%

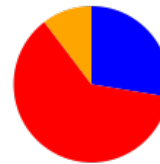


# Adult Trap Data - Detail

Start Date: 07/26/2022 End Date: 07/27/2022

City of Rifle

Trap #	Date	Species	Count	Percent
RF-01	CDC Light Trap	Garfield Rifle Lyons Park Rest Area		
		07/26/2022	<i>Aedes vexans</i>	8 27.6%
		07/26/2022	<i>Culex pipiens</i>	3 10.3%
		07/26/2022	<i>Culex salinarius</i>	1 3.4%
		07/26/2022	<i>Culex tarsalis</i>	14 48.3%
		07/26/2022	<i>Culiseta inornata</i>	3 10.3%
<b>Total</b>			<b>29</b>	



- *Aedes-Oc*
- *Anopheles*
- *Culex*
- *Culiseta*
- *Other*

RF-15	CDC Light Trap	Garfield Rifle Mile Pond Road		
		07/26/2022	<i>Aedes dorsalis</i>	1 3.1%
		07/26/2022	<i>Aedes vexans</i>	18 56.3%
		07/26/2022	<i>Culex pipiens</i>	2 6.3%
		07/26/2022	<i>Culex tarsalis</i>	8 25.0%
		07/26/2022	<i>Culiseta inornata</i>	3 9.4%
<b>Total</b>			<b>32</b>	

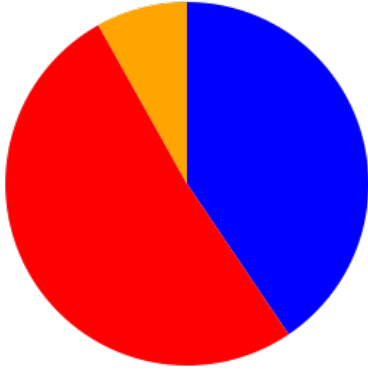


- *Aedes-Oc*
- *Anopheles*
- *Culex*
- *Culiseta*
- *Other*

RF-16	CDC Light Trap	Garfield Rifle Middle School		
		07/26/2022	<i>Aedes dorsalis</i>	1 7.7%
		07/26/2022	<i>Aedes vexans</i>	2 15.4%
		07/26/2022	<i>Culex pipiens</i>	2 15.4%
		07/26/2022	<i>Culex tarsalis</i>	8 61.5%
<b>Total</b>			<b>13</b>	



- *Aedes-Oc*
- *Anopheles*
- *Culex*
- *Culiseta*
- *Other*



		TOTAL	%
	<i>Aedes-Oc</i>	30	40.5%
	<i>Anopheles</i>	0	0.0%
	<i>Culex</i>	38	51.4%
	<i>Culiseta</i>	6	8.1%
	<i>Other</i>	0	0.0%

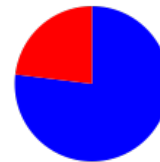


# Adult Trap Data - Detail

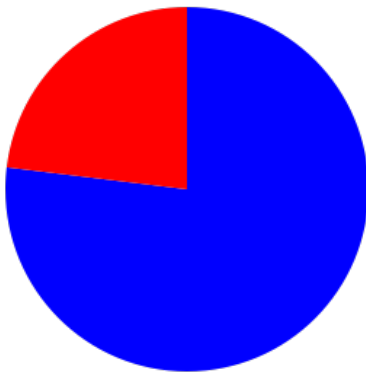
Start Date: 07/26/2022 End Date: 07/27/2022

Town of New Castle

Trap #	Date	Species	Count	Percent
NC-03	CDC Light Trap	Garfield New Castle Elk Creek Elementary School		
	07/26/2022	<i>Aedes vexans</i>	10	76.9%
	07/26/2022	<i>Culex pipiens</i>	2	15.4%
	07/26/2022	<i>Culex salinarius</i>	1	7.7%
		<b>Total</b>	<b>13</b>	



- *Aedes-Oc*
- *Anopheles*
- *Culex*
- *Culiseta*
- *Other*



	TOTAL	%
<span style="color: blue;">■</span> <i>Aedes-Oc</i>	10	76.9%
<span style="color: yellow;">■</span> <i>Anopheles</i>	0	0.0%
<span style="color: red;">■</span> <i>Culex</i>	3	23.1%
<span style="color: orange;">■</span> <i>Culiseta</i>	0	0.0%
<span style="color: green;">■</span> <i>Other</i>	0	0.0%



# Adult Trap Data - Detail

Start Date: 07/26/2022 End Date: 07/27/2022

## Town of Parachute

Trap #	Date	Species	Count	Percent
PR-01	CDC Light Trap	Garfield Parachute Cottonwood Park		

07/26/2022	<i>Anopheles hermsi</i>	2	3.7%
07/26/2022	<i>Culex salinarius</i>	4	7.4%
07/26/2022	<i>Culex tarsalis</i>	48	88.9%
<b>Total</b>		<b>54</b>	



- *Aedes-Oc*
- *Anopheles*
- *Culex*
- *Culiseta*
- *Other*



	TOTAL	%
<span style="color: blue;">■</span> <i>Aedes-Oc</i>	0	0.0%
<span style="color: yellow;">■</span> <i>Anopheles</i>	2	3.7%
<span style="color: red;">■</span> <i>Culex</i>	52	96.3%
<span style="color: orange;">■</span> <i>Culiseta</i>	0	0.0%
<span style="color: green;">■</span> <i>Other</i>	0	0.0%

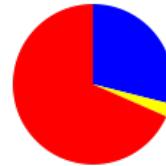


# Adult Trap Data - Detail

Start Date: 07/26/2022 End Date: 07/27/2022

Town of Silt

Trap #	Date	Species	Count	Percent
SI-09	CDC Light Trap	Garfield	Silt Kum & Go	
	07/26/2022	<i>Aedes dorsalis</i>	1	2.6%
	07/26/2022	<i>Aedes increpitus</i>	1	2.6%
	07/26/2022	<i>Aedes vexans</i>	9	23.7%
	07/26/2022	<i>Anopheles hermsi</i>	1	2.6%
	07/26/2022	<i>Culex salinarius</i>	5	13.2%
	07/26/2022	<i>Culex tarsalis</i>	21	55.3%
<b>Total</b>			<b>38</b>	

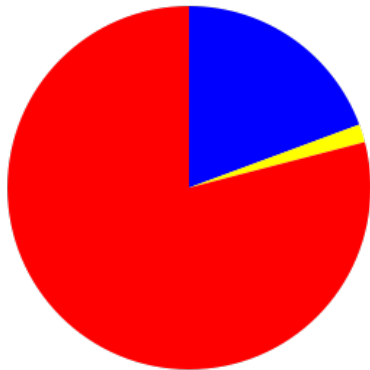


- *Aedes-Oc*
- *Anopheles*
- *Culex*
- *Culiseta*
- *Other*

Trap #	Date	Species	Count	Percent
SI-10	CDC Light Trap	Garfield	Silt - Coal Ridge High School	
	07/26/2022	<i>Aedes increpitus</i>	1	4.2%
	07/26/2022	<i>Culex salinarius</i>	10	41.7%
	07/26/2022	<i>Culex tarsalis</i>	13	54.2%
<b>Total</b>			<b>24</b>	



- *Aedes-Oc*
- *Anopheles*
- *Culex*
- *Culiseta*
- *Other*



	TOTAL	%
<span style="color: blue;">■</span> <i>Aedes-Oc</i>	12	19.4%
<span style="color: yellow;">■</span> <i>Anopheles</i>	1	1.6%
<span style="color: red;">■</span> <i>Culex</i>	49	79.0%
<span style="color: orange;">■</span> <i>Culiseta</i>	0	0.0%
<span style="color: green;">■</span> <i>Other</i>	0	0.0%