



# Adult Trap Data - Detail

Start Date: 08/09/2022 End Date: 08/10/2022

## Battlement Mesa

Trap #	Date	Species	Count	Percent
BM-09	CDC Light Trap	Garfield	Battlement Mesa	
	08/09/2022	<i>Aedes vexans</i>	1	0.8%
	08/09/2022	<i>Anopheles hermsi</i>	5	3.8%
	08/09/2022	<i>Culex tarsalis</i>	121	93.1%
	08/09/2022	<i>Culiseta inornata</i>	3	2.3%
<b>Total</b>			<b>130</b>	



	TOTAL	%
<span style="color: blue;">■</span> <i>Aedes-Oc</i>	1	0.8%
<span style="color: yellow;">■</span> <i>Anopheles</i>	5	3.8%
<span style="color: red;">■</span> <i>Culex</i>	121	93.1%
<span style="color: orange;">■</span> <i>Culiseta</i>	3	2.3%
<span style="color: green;">■</span> <i>Other</i>	0	0.0%



# Adult Trap Data - Detail

Start Date: 08/09/2022 End Date: 08/10/2022

City of Carbondale

Trap #	Date	Species	Count	Percent
CD-02	CDC Light Trap	Garfield	East Carbondale Saint Finbar	

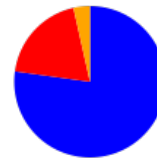
08/10/2022	<i>Aedes vexans</i>	3	100.0%
<b>Total</b>		<b>3</b>	



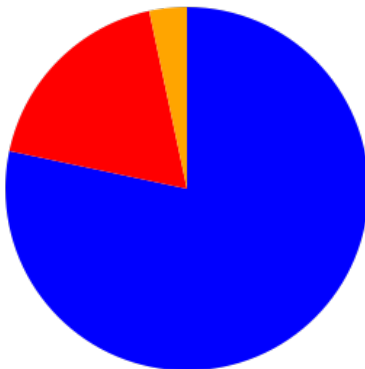
- *Aedes-Oc*
- *Anopheles*
- *Culex*
- *Culiseta*
- *Other*

Trap #	Date	Species	Count	Percent
CD-11	CDC Light Trap	Garfield	Carbondale Colorado Rocky Mountain School	

08/10/2022	<i>Aedes cinereus</i>	1	1.8%
08/10/2022	<i>Aedes dorsalis</i>	1	1.8%
08/10/2022	<i>Aedes vexans</i>	42	73.7%
08/10/2022	<i>Culex pipiens</i>	3	5.3%
08/10/2022	<i>Culex tarsalis</i>	8	14.0%
08/10/2022	<i>Culiseta inornata</i>	2	3.5%
<b>Total</b>		<b>57</b>	



- *Aedes-Oc*
- *Anopheles*
- *Culex*
- *Culiseta*
- *Other*



	TOTAL	%
<span style="color: blue;">■</span> <i>Aedes-Oc</i>	47	78.3%
<span style="color: yellow;">■</span> <i>Anopheles</i>	0	0.0%
<span style="color: red;">■</span> <i>Culex</i>	11	18.3%
<span style="color: orange;">■</span> <i>Culiseta</i>	2	3.3%
<span style="color: green;">■</span> <i>Other</i>	0	0.0%



# Adult Trap Data - Detail

Start Date: 08/09/2022 End Date: 08/10/2022

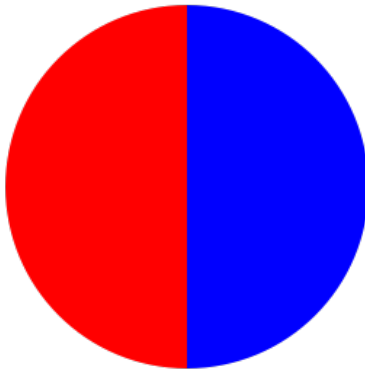
City of Glenwood Springs

Trap #	Date	Species	Count	Percent
GW-09	CDC Light Trap	Garfield Glenwood Springs Cemetery		

08/09/2022	<i>Aedes vexans</i>	1	50.0%
08/09/2022	<i>Culex pipiens</i>	1	50.0%
<b>Total</b>		<b>2</b>	



- *Aedes-Oc*
- *Anopheles*
- *Culex*
- *Culiseta*
- *Other*



	TOTAL	%
<span style="color: blue;">■</span> <i>Aedes-Oc</i>	1	50.0%
<span style="color: yellow;">■</span> <i>Anopheles</i>	0	0.0%
<span style="color: red;">■</span> <i>Culex</i>	1	50.0%
<span style="color: orange;">■</span> <i>Culiseta</i>	0	0.0%
<span style="color: green;">■</span> <i>Other</i>	0	0.0%

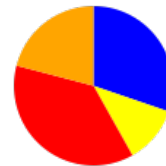


# Adult Trap Data - Detail

Start Date: 08/09/2022 End Date: 08/10/2022

City of Rifle

Trap #	Date	Species	Count	Percent
RF-01	CDC Light Trap	Garfield	Rifle Lyons Park Rest Area	
	08/09/2022	<i>Aedes cinereus</i>	1	2.3%
	08/09/2022	<i>Aedes melanimon</i>	1	2.3%
	08/09/2022	<i>Aedes vexans</i>	11	25.6%
	08/09/2022	<i>Anopheles hermsi</i>	5	11.6%
	08/09/2022	<i>Culex tarsalis</i>	16	37.2%
	08/09/2022	<i>Culiseta inornata</i>	9	20.9%
		<b>Total</b>	<b>43</b>	



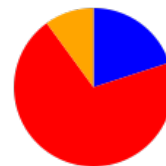
- *Aedes-Oc*
- *Anopheles*
- *Culex*
- *Culiseta*
- *Other*

Trap #	Date	Species	Count	Percent
RF-15	CDC Light Trap	Garfield	Rifle Mile Pond Road	
	08/09/2022	<i>Aedes increpitus</i>	2	1.3%
	08/09/2022	<i>Aedes melanimon</i>	3	1.9%
	08/09/2022	<i>Aedes vexans</i>	65	41.1%
	08/09/2022	<i>Anopheles hermsi</i>	20	12.7%
	08/09/2022	<i>Culex pipiens</i>	8	5.1%
	08/09/2022	<i>Culex salinarius</i>	9	5.7%
	08/09/2022	<i>Culex tarsalis</i>	34	21.5%
	08/09/2022	<i>Culiseta inornata</i>	17	10.8%
		<b>Total</b>	<b>158</b>	



- *Aedes-Oc*
- *Anopheles*
- *Culex*
- *Culiseta*
- *Other*

Trap #	Date	Species	Count	Percent
RF-16	CDC Light Trap	Garfield	Rifle Middle School	
	08/09/2022	<i>Aedes dorsalis</i>	1	10.0%
	08/09/2022	<i>Aedes vexans</i>	1	10.0%
	08/09/2022	<i>Culex pipiens</i>	2	20.0%
	08/09/2022	<i>Culex tarsalis</i>	5	50.0%
	08/09/2022	<i>Culiseta inornata</i>	1	10.0%
		<b>Total</b>	<b>10</b>	



- *Aedes-Oc*
- *Anopheles*
- *Culex*
- *Culiseta*
- *Other*



		TOTAL	%
	<i>Aedes-Oc</i>	85	40.3%
	<i>Anopheles</i>	25	11.8%
	<i>Culex</i>	74	35.1%
	<i>Culiseta</i>	27	12.8%
	<i>Other</i>	0	0.0%

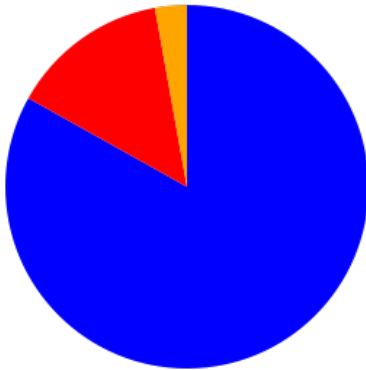
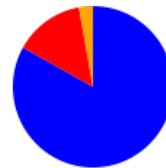


# Adult Trap Data - Detail

Start Date: 08/09/2022 End Date: 08/10/2022

Town of New Castle

Trap #	Date	Species	Count	Percent
NC-03	CDC Light Trap	Garfield New Castle Elk Creek Elementary School		
	08/09/2022	<i>Aedes fitchii</i>	1	1.4%
	08/09/2022	<i>Aedes vexans</i>	58	81.7%
	08/09/2022	<i>Culex pipiens</i>	3	4.2%
	08/09/2022	<i>Culex salinarius</i>	4	5.6%
	08/09/2022	<i>Culex tarsalis</i>	3	4.2%
	08/09/2022	<i>Culiseta incidens</i>	1	1.4%
	08/09/2022	<i>Culiseta inornata</i>	1	1.4%
<b>Total</b>			<b>71</b>	



	TOTAL	%
<span style="color: blue;">■</span> <i>Aedes-Oc</i>	59	83.1%
<span style="color: yellow;">■</span> <i>Anopheles</i>	0	0.0%
<span style="color: red;">■</span> <i>Culex</i>	10	14.1%
<span style="color: orange;">■</span> <i>Culiseta</i>	2	2.8%
<span style="color: green;">■</span> <i>Other</i>	0	0.0%



# Adult Trap Data - Detail

Start Date: 08/09/2022 End Date: 08/10/2022

Town of Parachute

Trap #	Date	Species	Count	Percent
PR-01	CDC Light Trap	Garfield Parachute Cottonwood Park		
	08/09/2022	<i>Aedes vexans</i>	4	3.4%
	08/09/2022	<i>Anopheles hermsi</i>	4	3.4%
	08/09/2022	<i>Culex erythrothorax</i>	16	13.6%
	08/09/2022	<i>Culex pipiens</i>	2	1.7%
	08/09/2022	<i>Culex salinarius</i>	9	7.6%
	08/09/2022	<i>Culex tarsalis</i>	77	65.3%
	08/09/2022	<i>Culiseta inornata</i>	6	5.1%
<b>Total</b>			<b>118</b>	



- *Aedes-Oc*
- *Anopheles*
- *Culex*
- *Culiseta*
- *Other*



	TOTAL	%
<span style="color: blue;">■</span> <i>Aedes-Oc</i>	4	3.4%
<span style="color: yellow;">■</span> <i>Anopheles</i>	4	3.4%
<span style="color: red;">■</span> <i>Culex</i>	104	88.1%
<span style="color: orange;">■</span> <i>Culiseta</i>	6	5.1%
<span style="color: green;">■</span> <i>Other</i>	0	0.0%

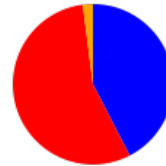


# Adult Trap Data - Detail

Start Date: 08/09/2022 End Date: 08/10/2022

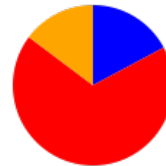
Town of Silt

Trap #	Date	Species	Count	Percent
SI-09	CDC Light Trap	Garfield	Silt Kum & Go	
	08/09/2022	<i>Aedes dorsalis</i>	2	2.0%
	08/09/2022	<i>Aedes vexans</i>	40	40.4%
	08/09/2022	<i>Culex pipiens</i>	18	18.2%
	08/09/2022	<i>Culex salinarius</i>	5	5.1%
	08/09/2022	<i>Culex tarsalis</i>	32	32.3%
	08/09/2022	<i>Culiseta inornata</i>	2	2.0%
		<b>Total</b>	<b>99</b>	

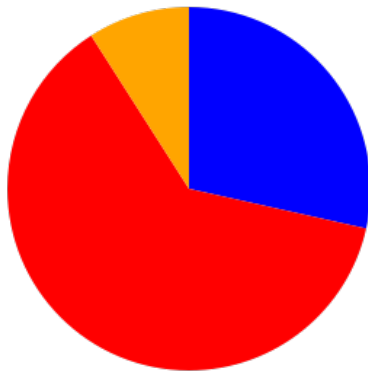


- *Aedes-Oc*
- *Anopheles*
- *Culex*
- *Culiseta*
- *Other*

Trap #	Date	Species	Count	Percent
SI-10	CDC Light Trap	Garfield	Silt - Coal Ridge High School	
	08/09/2022	<i>Aedes dorsalis</i>	2	1.6%
	08/09/2022	<i>Aedes melanimon</i>	2	1.6%
	08/09/2022	<i>Aedes vexans</i>	17	13.9%
	08/09/2022	<i>Culex pipiens</i>	14	11.5%
	08/09/2022	<i>Culex salinarius</i>	9	7.4%
	08/09/2022	<i>Culex tarsalis</i>	60	49.2%
	08/09/2022	<i>Culiseta inornata</i>	18	14.8%
		<b>Total</b>	<b>122</b>	



- *Aedes-Oc*
- *Anopheles*
- *Culex*
- *Culiseta*
- *Other*



	TOTAL	%
<span style="color: blue;">■</span> <i>Aedes-Oc</i>	63	28.5%
<span style="color: yellow;">■</span> <i>Anopheles</i>	0	0.0%
<span style="color: red;">■</span> <i>Culex</i>	138	62.4%
<span style="color: orange;">■</span> <i>Culiseta</i>	20	9.0%
<span style="color: green;">■</span> <i>Other</i>	0	0.0%