



Adult Trap Data - Detail

Start Date: 07/19/2022 End Date: 07/21/2022

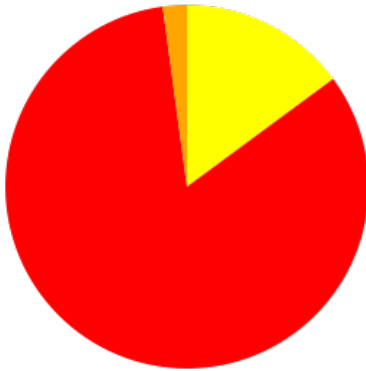
Battlement Mesa

Trap #	Date	Species	Count	Percent
BM-09	CDC Light Trap	Garfield	Battlement Mesa	

07/19/2022	<i>Anopheles hermsi</i>	7	14.9%
07/19/2022	<i>Culex tarsalis</i>	39	83.0%
07/19/2022	<i>Culiseta inornata</i>	1	2.1%
Total		47	



- *Aedes-Oc*
- *Anopheles*
- *Culex*
- *Culiseta*
- *Other*



	TOTAL	%
■ <i>Aedes-Oc</i>	0	0.0%
■ <i>Anopheles</i>	7	14.9%
■ <i>Culex</i>	39	83.0%
■ <i>Culiseta</i>	1	2.1%
■ <i>Other</i>	0	0.0%



Adult Trap Data - Detail

Start Date: 07/19/2022 End Date: 07/21/2022

City of Carbondale

Trap #	Date	Species	Count	Percent
CD-02	CDC Light Trap	Garfield	East Carbondale Saint Finbar	
			07/20/2022	<i>Aedes cinereus</i>
			Total	1

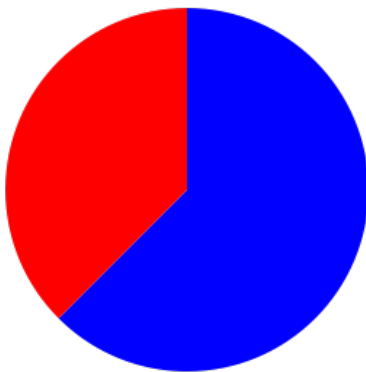


- *Aedes-Oc*
- *Anopheles*
- *Culex*
- *Culiseta*
- *Other*

Trap #	Date	Species	Count	Percent	
CD-11	CDC Light Trap	Garfield	Carbondale Colorado Rocky Mountain School		
			07/20/2022	<i>Aedes communis</i>	1 6.7%
			07/20/2022	<i>Aedes increpitus</i>	1 6.7%
			07/20/2022	<i>Aedes vexans</i>	7 46.7%
			07/20/2022	<i>Culex tarsalis</i>	6 40.0%
			Total	15	



- *Aedes-Oc*
- *Anopheles*
- *Culex*
- *Culiseta*
- *Other*



	TOTAL	%
■ <i>Aedes-Oc</i>	10	62.5%
■ <i>Anopheles</i>	0	0.0%
■ <i>Culex</i>	6	37.5%
■ <i>Culiseta</i>	0	0.0%
■ <i>Other</i>	0	0.0%



Adult Trap Data - Detail

Start Date: 07/19/2022 End Date: 07/21/2022


City of Glenwood Springs

Trap #	Date	Species	Count	Percent
GW-09	CDC Light Trap	Garfield Glenwood Springs Cemetery		

07/19/2022	<i>Aedes vexans</i>	1	100.0%
Total		1	



- *Aedes-Oc*
- *Anopheles*
- *Culex*
- *Culiseta*
- *Other*



	TOTAL	%
■ <i>Aedes-Oc</i>	1	100.0%
■ <i>Anopheles</i>	0	0.0%
■ <i>Culex</i>	0	0.0%
■ <i>Culiseta</i>	0	0.0%
■ <i>Other</i>	0	0.0%

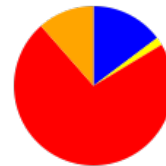


Adult Trap Data - Detail

Start Date: 07/19/2022 End Date: 07/21/2022

City of Rifle

Trap #	Date	Species	Count	Percent
RF-01	CDC Light Trap	Garfield Rifle Lyons Park Rest Area		
	07/19/2022	<i>Aedes cinereus</i>	5	8.2%
	07/19/2022	<i>Aedes dorsalis</i>	2	3.3%
	07/19/2022	<i>Aedes melanimon</i>	1	1.6%
	07/19/2022	<i>Aedes vexans</i>	1	1.6%
	07/19/2022	<i>Anopheles hermsi</i>	1	1.6%
	07/19/2022	<i>Culex salinarius</i>	1	1.6%
	07/19/2022	<i>Culex tarsalis</i>	43	70.5%
	07/19/2022	<i>Culiseta inornata</i>	7	11.5%
		Total	61	



- *Aedes-Oc*
- *Anopheles*
- *Culex*
- *Culiseta*
- Other

RF-15	CDC Light Trap	Garfield Rifle Mile Pond Road		
	07/19/2022	<i>Aedes fitchii</i>	3	5.6%
	07/19/2022	<i>Aedes increpitus</i>	2	3.7%
	07/19/2022	<i>Aedes melanimon</i>	2	3.7%
	07/19/2022	<i>Aedes vexans</i>	21	38.9%
	07/19/2022	<i>Anopheles hermsi</i>	3	5.6%
	07/19/2022	<i>Culex tarsalis</i>	19	35.2%
	07/19/2022	<i>Culiseta inornata</i>	4	7.4%
		Total	54	

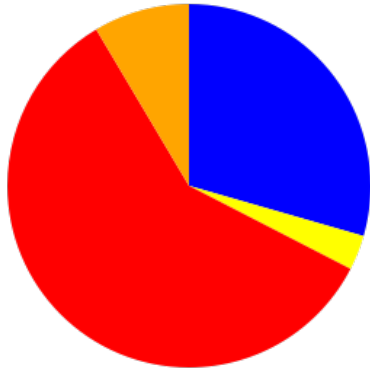




- *Aedes-Oc*
- *Anopheles*
- *Culex*
- *Culiseta*
- Other

RF-16	CDC Light Trap	Garfield Rifle Middle School		
	07/19/2022	<i>Aedes melanimon</i>	1	7.1%
	07/19/2022	<i>Culex tarsalis</i>	13	92.9%
		Total	14	



- *Aedes-Oc*
- *Anopheles*
- *Culex*
- *Culiseta*
- Other



		TOTAL	%
	<i>Aedes-Oc</i>	38	29.5%
	<i>Anopheles</i>	4	3.1%
	<i>Culex</i>	76	58.9%
	<i>Culiseta</i>	11	8.5%
	<i>Other</i>	0	0.0%

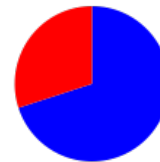


Adult Trap Data - Detail

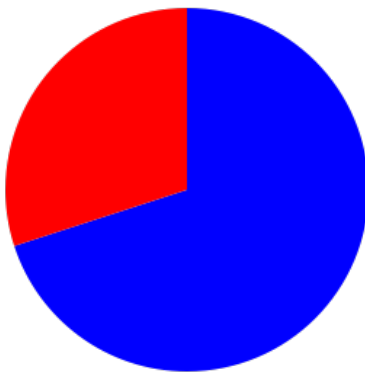
Start Date: 07/19/2022 End Date: 07/21/2022

Town of New Castle

Trap #	Date	Species	Count	Percent
NC-03	CDC Light Trap	Garfield New Castle Elk Creek Elementary School		
	07/19/2022	<i>Aedes fitchii</i>	1	10.0%
	07/19/2022	<i>Aedes increpitus</i>	1	10.0%
	07/19/2022	<i>Aedes vexans</i>	5	50.0%
	07/19/2022	<i>Culex pipiens</i>	2	20.0%
	07/19/2022	<i>Culex tarsalis</i>	1	10.0%
Total			10	



- *Aedes-Oc*
- *Anopheles*
- *Culex*
- *Culiseta*
- *Other*



	TOTAL	%
■ <i>Aedes-Oc</i>	7	70.0%
■ <i>Anopheles</i>	0	0.0%
■ <i>Culex</i>	3	30.0%
■ <i>Culiseta</i>	0	0.0%
■ <i>Other</i>	0	0.0%



Adult Trap Data - Detail

Start Date: 07/19/2022 End Date: 07/21/2022

Town of Parachute

Trap #	Date	Species	Count	Percent
PR-01	CDC Light Trap	Parachute Cottonwood Park		
	07/19/2022	<i>Anopheles hermsi</i>	1	3.4%
	07/19/2022	<i>Culex erythrothorax</i>	1	3.4%
	07/19/2022	<i>Culex tarsalis</i>	27	93.1%
		Total	29	



- *Aedes-Oc*
- *Anopheles*
- *Culex*
- *Culiseta*
- *Other*



	TOTAL	%
■ <i>Aedes-Oc</i>	0	0.0%
■ <i>Anopheles</i>	1	3.4%
■ <i>Culex</i>	28	96.6%
■ <i>Culiseta</i>	0	0.0%
■ <i>Other</i>	0	0.0%

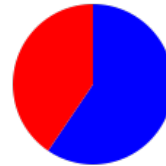


Adult Trap Data - Detail

Start Date: 07/19/2022 End Date: 07/21/2022

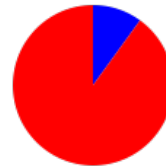
Town of Silt

Trap #	Date	Species	Count	Percent
SI-09	CDC Light Trap	Garfield	Silt Kum & Go	
	07/19/2022	<i>Aedes dorsalis</i>	1	1.4%
	07/19/2022	<i>Aedes increpitus</i>	1	1.4%
	07/19/2022	<i>Aedes melanimon</i>	6	8.1%
	07/19/2022	<i>Aedes vexans</i>	36	48.6%
	07/19/2022	<i>Culex salinarius</i>	2	2.7%
	07/19/2022	<i>Culex tarsalis</i>	28	37.8%
		Total	74	

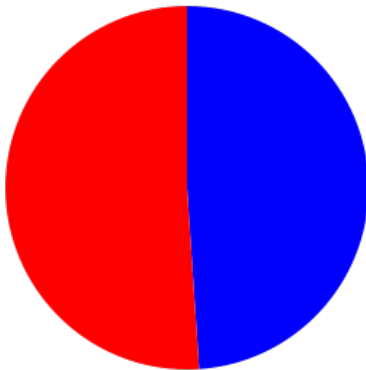


- *Aedes-Oc*
- *Anopheles*
- *Culex*
- *Culiseta*
- *Other*

Trap #	Date	Species	Count	Percent
SI-10	CDC Light Trap	Garfield	Silt - Coal Ridge High School	
	07/19/2022	<i>Aedes increpitus</i>	2	10.0%
	07/19/2022	<i>Culex salinarius</i>	3	15.0%
	07/19/2022	<i>Culex tarsalis</i>	15	75.0%
		Total	20	



- *Aedes-Oc*
- *Anopheles*
- *Culex*
- *Culiseta*
- *Other*



	TOTAL	%
■ <i>Aedes-Oc</i>	46	48.9%
■ <i>Anopheles</i>	0	0.0%
■ <i>Culex</i>	48	51.1%
■ <i>Culiseta</i>	0	0.0%
■ <i>Other</i>	0	0.0%