



Adult Trap Data - Detail

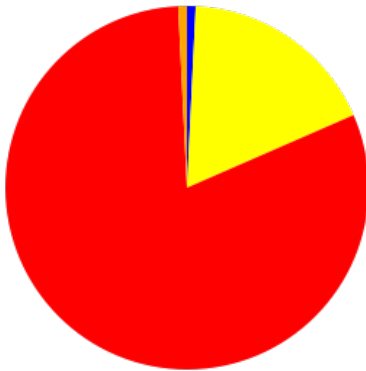
Start Date: 07/12/2022 End Date: 07/13/2022

Battlement Mesa

Trap #	Date	Species	Count	Percent
BM-09	CDC Light Trap	Garfield	Battlement Mesa	
	07/12/2022	<i>Aedes vexans</i>	1	0.8%
	07/12/2022	<i>Anopheles hermsi</i>	23	17.7%
	07/12/2022	<i>Culex tarsalis</i>	105	80.8%
	07/12/2022	<i>Culiseta inornata</i>	1	0.8%
Total			130	



- *Aedes-Oc*
- *Anopheles*
- *Culex*
- *Culiseta*
- *Other*



	TOTAL	%
■ <i>Aedes-Oc</i>	1	0.8%
■ <i>Anopheles</i>	23	17.7%
■ <i>Culex</i>	105	80.8%
■ <i>Culiseta</i>	1	0.8%
■ <i>Other</i>	0	0.0%



Adult Trap Data - Detail

Start Date: 07/12/2022 End Date: 07/13/2022

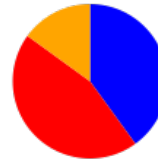
City of Carbondale

Trap #	Date	Species	Count	Percent
CD-02	CDC Light Trap	Garfield	East Carbondale Saint Finbar	
	07/13/2022	<i>Aedes canadensis</i>	1	16.7%
	07/13/2022	<i>Aedes fitchii</i>	2	33.3%
	07/13/2022	<i>Aedes vexans</i>	1	16.7%
	07/13/2022	<i>Culex tarsalis</i>	2	33.3%
		Total	6	

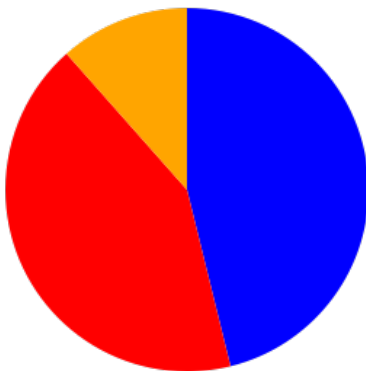


- *Aedes-Oc*
- *Anopheles*
- *Culex*
- *Culiseta*
- *Other*

Trap #	Date	Species	Count	Percent
CD-11	CDC Light Trap	Garfield	Carbondale Colorado Rocky Mountain School	
	07/13/2022	<i>Aedes fitchii</i>	2	10.0%
	07/13/2022	<i>Aedes spencerii idahoensis</i>	1	5.0%
	07/13/2022	<i>Aedes vexans</i>	5	25.0%
	07/13/2022	<i>Culex tarsalis</i>	9	45.0%
	07/13/2022	<i>Culiseta inornata</i>	3	15.0%
		Total	20	



- *Aedes-Oc*
- *Anopheles*
- *Culex*
- *Culiseta*
- *Other*



	TOTAL	%
■ <i>Aedes-Oc</i>	12	46.2%
■ <i>Anopheles</i>	0	0.0%
■ <i>Culex</i>	11	42.3%
■ <i>Culiseta</i>	3	11.5%
■ <i>Other</i>	0	0.0%



Adult Trap Data - Detail

Start Date: 07/12/2022 End Date: 07/13/2022

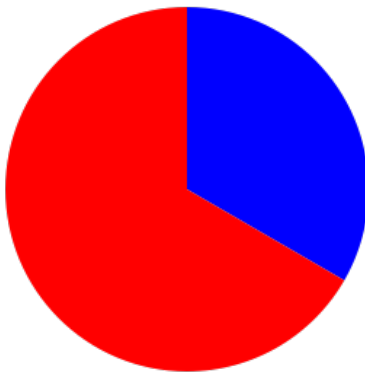
City of Glenwood Springs

Trap #	Date	Species	Count	Percent
GW-09	CDC Light Trap	Garfield Glenwood Springs Cemetery		

07/12/2022	<i>Aedes vexans</i>	1	33.3%
07/12/2022	<i>Culex salinarius</i>	1	33.3%
07/12/2022	<i>Culex tarsalis</i>	1	33.3%
Total		3	



- *Aedes-Oc*
- *Anopheles*
- *Culex*
- *Culiseta*
- *Other*



	TOTAL	%
■ <i>Aedes-Oc</i>	1	33.3%
■ <i>Anopheles</i>	0	0.0%
■ <i>Culex</i>	2	66.7%
■ <i>Culiseta</i>	0	0.0%
■ <i>Other</i>	0	0.0%



Adult Trap Data - Detail

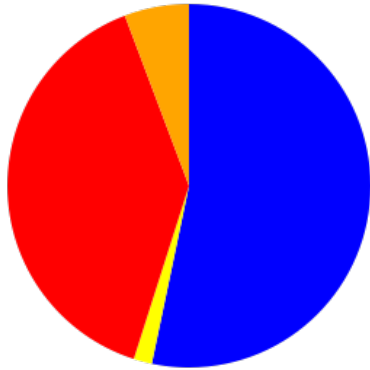
Start Date: 07/12/2022 End Date: 07/13/2022

City of Rifle

Trap #		Date	Species	Count	Percent		
RF-01	CDC Light Trap	Garfield	Rifle Lyons Park Rest Area				
		07/12/2022	<i>Aedes cinereus</i>	4	8.5%		<ul style="list-style-type: none"> ■ <i>Aedes-Oc</i> ■ <i>Anopheles</i> ■ <i>Culex</i> ■ <i>Culiseta</i> ■ <i>Other</i>
		07/12/2022	<i>Aedes melanimon</i>	1	2.1%		
		07/12/2022	<i>Aedes vexans</i>	12	25.5%		
		07/12/2022	<i>Anopheles hermsi</i>	2	4.3%		
		07/12/2022	<i>Culex tarsalis</i>	26	55.3%		
		07/12/2022	<i>Culiseta inornata</i>	2	4.3%		
			Total	47			

Trap #		Date	Species	Count	Percent		
RF-15	CDC Light Trap	Garfield	Rifle Mile Pond Road				
		07/12/2022	<i>Aedes increpitus</i>	11	16.9%		<ul style="list-style-type: none"> ■ <i>Aedes-Oc</i> ■ <i>Anopheles</i> ■ <i>Culex</i> ■ <i>Culiseta</i> ■ <i>Other</i>
		07/12/2022	<i>Aedes melanimon</i>	7	10.8%		
		07/12/2022	<i>Aedes vexans</i>	27	41.5%		
		07/12/2022	<i>Culex tarsalis</i>	15	23.1%		
		07/12/2022	<i>Culiseta inornata</i>	5	7.7%		
			Total	65			

Trap #		Date	Species	Count	Percent		
RF-16	CDC Light Trap	Garfield	Rifle Middle School				
		07/12/2022	<i>Aedes dorsalis</i>	1	10.0%		<ul style="list-style-type: none"> ■ <i>Aedes-Oc</i> ■ <i>Anopheles</i> ■ <i>Culex</i> ■ <i>Culiseta</i> ■ <i>Other</i>
		07/12/2022	<i>Aedes vexans</i>	2	20.0%		
		07/12/2022	<i>Culex pipiens</i>	1	10.0%		
		07/12/2022	<i>Culex tarsalis</i>	6	60.0%		
			Total	10			



		TOTAL	%
	<i>Aedes-Oc</i>	65	53.3%
	<i>Anopheles</i>	2	1.6%
	<i>Culex</i>	48	39.3%
	<i>Culiseta</i>	7	5.7%
	<i>Other</i>	0	0.0%

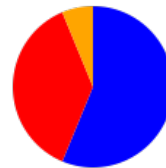


Adult Trap Data - Detail

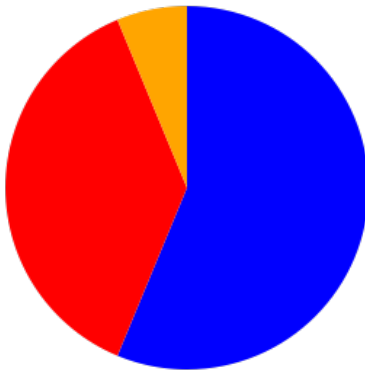
Start Date: 07/12/2022 End Date: 07/13/2022

Town of New Castle

Trap #	Date	Species	Count	Percent
NC-03	CDC Light Trap	Garfield	New Castle Elk Creek Elementary School	
	07/12/2022	<i>Aedes fitchii</i>	2	6.3%
	07/12/2022	<i>Aedes increpitus</i>	2	6.3%
	07/12/2022	<i>Aedes vexans</i>	14	43.8%
	07/12/2022	<i>Culex pipiens</i>	6	18.8%
	07/12/2022	<i>Culex tarsalis</i>	6	18.8%
	07/12/2022	<i>Culiseta incidens</i>	2	6.3%
Total			32	



- *Aedes-Oc*
- *Anopheles*
- *Culex*
- *Culiseta*
- *Other*



	TOTAL	%
■ <i>Aedes-Oc</i>	18	56.3%
■ <i>Anopheles</i>	0	0.0%
■ <i>Culex</i>	12	37.5%
■ <i>Culiseta</i>	2	6.3%
■ <i>Other</i>	0	0.0%



Adult Trap Data - Detail

Start Date: 07/12/2022 End Date: 07/13/2022

Town of Parachute

Trap #	Date	Species	Count	Percent
PR-01	CDC Light Trap	Garfield Parachute Cottonwood Park		

07/12/2022	<i>Anopheles hermsi</i>	1	5.9%
07/12/2022	<i>Culex tarsalis</i>	16	94.1%
Total		17	



- *Aedes-Oc*
- *Anopheles*
- *Culex*
- *Culiseta*
- *Other*



	TOTAL	%
■ <i>Aedes-Oc</i>	0	0.0%
■ <i>Anopheles</i>	1	5.9%
■ <i>Culex</i>	16	94.1%
■ <i>Culiseta</i>	0	0.0%
■ <i>Other</i>	0	0.0%

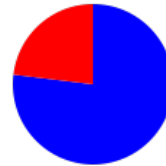


Adult Trap Data - Detail

Start Date: 07/12/2022 End Date: 07/13/2022

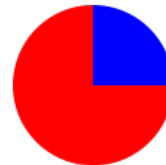
Town of Silt

Trap #	Date	Species	Count	Percent
SI-09	CDC Light Trap	Garfield	Silt Kum & Go	
	07/12/2022	<i>Aedes melanimon</i>	5	6.4%
	07/12/2022	<i>Aedes vexans</i>	55	70.5%
	07/12/2022	<i>Culex salinarius</i>	1	1.3%
	07/12/2022	<i>Culex tarsalis</i>	17	21.8%
		Total	78	

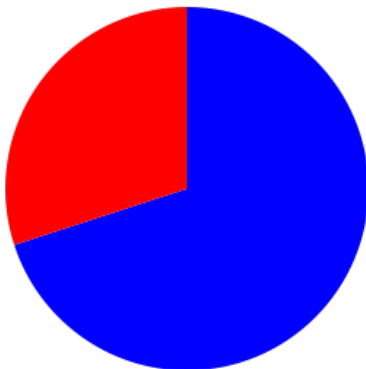


- *Aedes-Oc*
- *Anopheles*
- *Culex*
- *Culiseta*
- *Other*

Trap #	Date	Species	Count	Percent
SI-10	CDC Light Trap	Garfield	Silt - Coal Ridge High School	
	07/12/2022	<i>Aedes increpitus</i>	1	8.3%
	07/12/2022	<i>Aedes vexans</i>	2	16.7%
	07/12/2022	<i>Culex tarsalis</i>	9	75.0%
		Total	12	



- *Aedes-Oc*
- *Anopheles*
- *Culex*
- *Culiseta*
- *Other*



	TOTAL	%
■ <i>Aedes-Oc</i>	63	70.0%
■ <i>Anopheles</i>	0	0.0%
■ <i>Culex</i>	27	30.0%
■ <i>Culiseta</i>	0	0.0%
■ <i>Other</i>	0	0.0%