

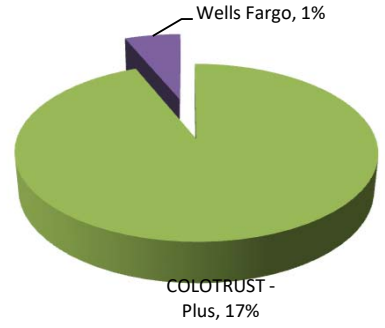
# Garfield County Treasurer

## Monthly Investment Portfolio Report

### As of September, 2020

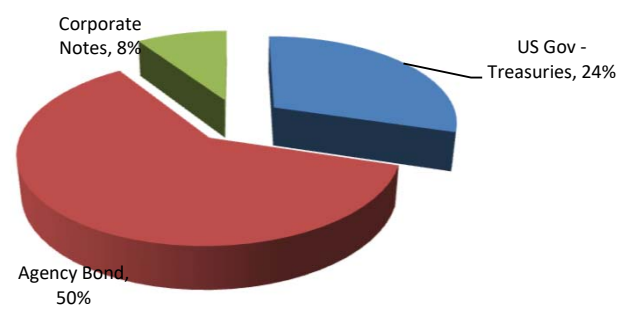
#### County Managed Assets

		%	Return
COLOTRUST - Plus	\$ 19,157,780	17%	0.24%
Wells Fargo	\$ 1,262,382	1%	0.00%
<b>Total Internally Managed</b>	<b>\$ 20,420,162</b>	<b>18%</b>	
<b>Weighted Average Yield</b>			<b>0.22%</b>
			Days
Effective Average Duration - Internal			1
Weighted Average Maturity - Internal			1



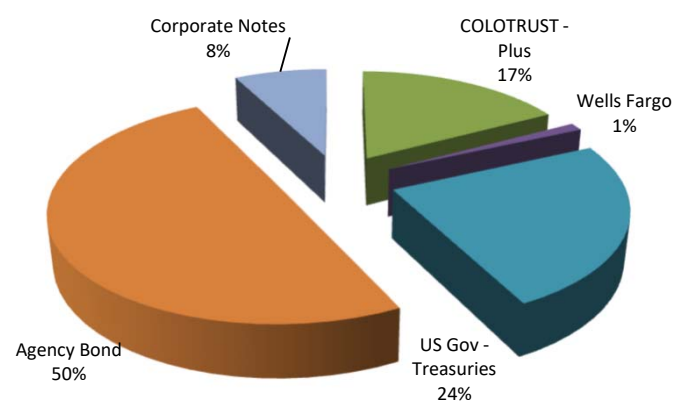
#### Advisor Managed Assets

		%	Return
US Gov - Treasuries	\$ 26,969,942	24%	1.72%
Agency Bond	\$ 55,416,206	50%	1.74%
Corporate Notes	\$ 8,511,945	8%	2.31%
<b>Total Externally Managed</b>	<b>\$ 90,898,093</b>	<b>82%</b>	
<b>Weighted Average Yield</b>			<b>2.04%</b>
			Years
Effective Average Duration - External			1.99



#### Total Portfolio Assets

		%	Return
COLOTRUST - Plus	\$ 19,157,780	17%	0.24%
Wells Fargo	\$ 1,262,382	1%	0.00%
US Gov - Treasuries	\$ 26,969,942	24%	1.72%
Agency Bond	\$ 55,416,206	50%	1.74%
Corporate Notes	\$ 8,511,945	8%	2.31%
<b>Total Portfolio Assets</b>	<b>\$ 111,318,255</b>	<b>100%</b>	
<b>Weighted Average Yield</b>			<b>1.50%</b>
			Years
Effective Average Duration - Total			1.99



#### Portfolio Change & Earnings

Beginning Balance	\$114,838,167
Ending Balance	\$111,318,255
Month to Date Income - Liquid Investment Income	\$ 4,234
Year to Date Income - Liquid Investment Income	\$ 142,407
Month to Date Income - Externally Managed Investments	\$ 149,756
Year to Date Income - Externally Managed Investments	\$ 1,437,201
2020 Projected Income Portfolio Income	\$2,000,000.00