

# Garfield County Treasurer

## Monthly Investment Portfolio Report

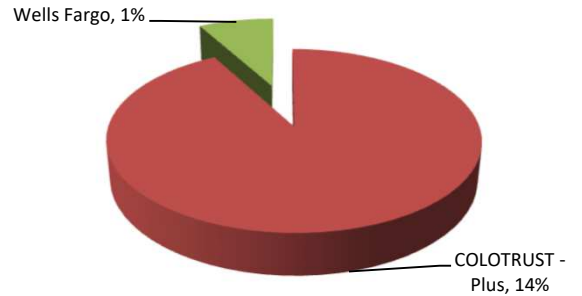
### As of October, 2020

#### County Managed Assets

|                                 |           |                   | %          | Return |
|---------------------------------|-----------|-------------------|------------|--------|
| COLOTRUST - Plus                | \$        | 15,569,817        | 14%        | 0.18%  |
| Wells Fargo                     | \$        | 1,348,122         | 1%         | 0.00%  |
| <b>Total Internally Managed</b> | <b>\$</b> | <b>16,917,939</b> | <b>16%</b> |        |

**Weighted Average Yield** **0.17%**

|                                       |      |
|---------------------------------------|------|
|                                       | Days |
| Effective Average Duration - Internal | 1    |
| Weighted Average Maturity - Internal  | 1    |

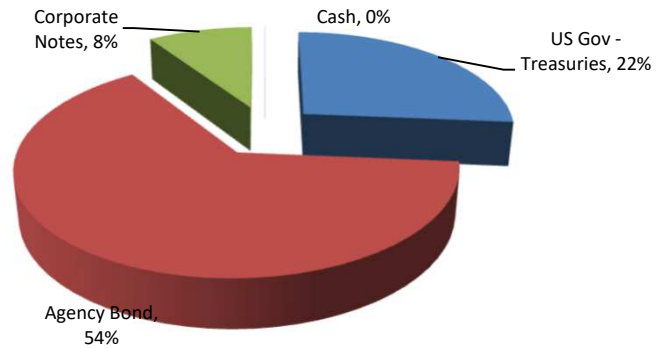


#### Advisor Managed Assets

|                                 |           |                   | %          | Return |
|---------------------------------|-----------|-------------------|------------|--------|
| US Gov - Treasuries             | \$        | 23,895,953        | 22%        | 1.71%  |
| Agency Bond                     | \$        | 58,361,675        | 54%        | 1.66%  |
| Corporate Notes                 | \$        | 8,478,466         | 8%         | 2.31%  |
| Cash                            | \$        | 27,000            | 0%         | 0.00%  |
| <b>Total Externally Managed</b> | <b>\$</b> | <b>90,763,094</b> | <b>84%</b> |        |

**Weighted Average Yield** **1.73%**

|                                       |       |
|---------------------------------------|-------|
|                                       | Years |
| Effective Average Duration - External | 2.00  |

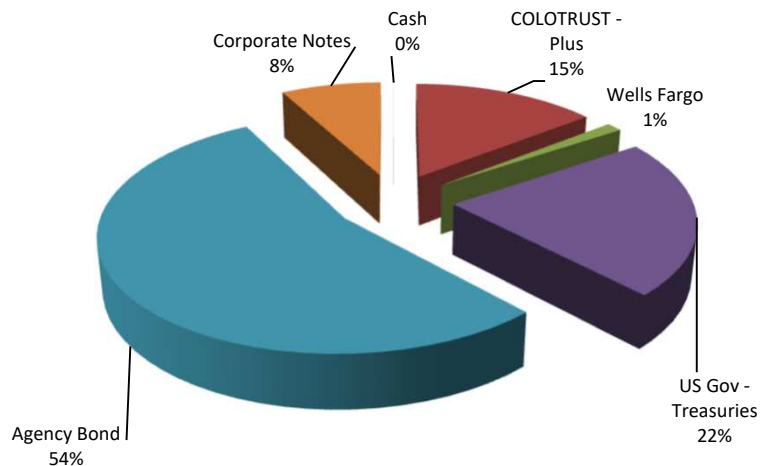


#### Total Portfolio Assets

|                               |           |                    | %           | Return |
|-------------------------------|-----------|--------------------|-------------|--------|
| COLOTRUST - Plus              | \$        | 15,569,817         | 14%         | 0.18%  |
| Wells Fargo                   | \$        | 1,348,122          | 1%          | 0.00%  |
| US Gov - Treasuries           | \$        | 23,895,953         | 22%         | 1.71%  |
| Agency Bond                   | \$        | 58,361,675         | 54%         | 1.66%  |
| Corporate Notes               | \$        | 8,478,466          | 8%          | 2.31%  |
| Cash                          | \$        | 27,000             | 0%          | 0.00%  |
| <b>Total Portfolio Assets</b> | <b>\$</b> | <b>107,681,034</b> | <b>100%</b> |        |

**Weighted Average Yield** **1.49%**

|                                    |       |
|------------------------------------|-------|
|                                    | Years |
| Effective Average Duration - Total | 2.00  |



#### Portfolio Change & Earnings

|   |    |             |
|---|----|-------------|
| Beginning Balance                                     | \$ | 111,318,255 |
| Ending Balance  | \$ | 107,681,034 |
| Month to Date Income - Liquid Investment Income       | \$ | 2,718       |
| Year to Date Income - Liquid Investment Income        | \$ | 146,125     |
| Month to Date Income - Externally Managed Investments | \$ | 1,507       |
| Year to Date Income - Externally Managed Investments  | \$ | 1,587,243   |
| 2020 Projected Income Portfolio Only                  | \$ | 2,000,000   |