

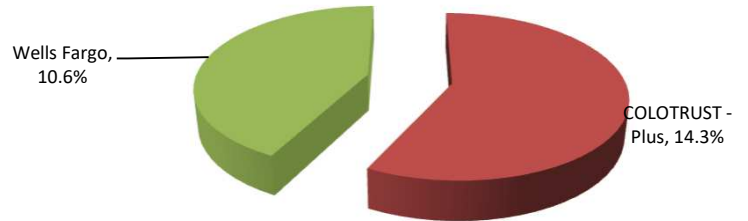
# Garfield County Treasurer

## Monthly Investment Portfolio Report

### As of May 2021

#### County Managed Assets

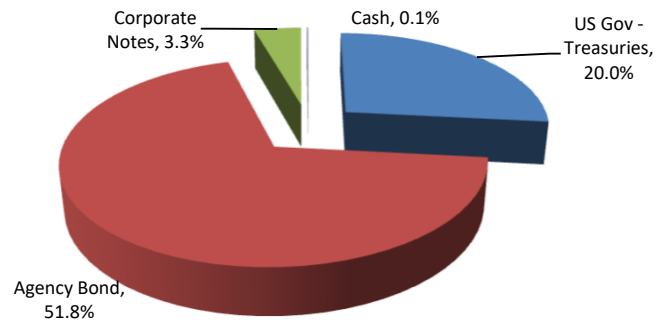
	\$	%	Return
COLOTRUST - Plus	15,735,103	14.3%	0.05%
Wells Fargo	11,639,168	10.6%	0.00%
<b>Total Internally Managed</b>	<b>27,374,270</b>	<b>24.9%</b>	



<b>Weighted Average Yield</b>	<b>0.03%</b>
	Days
Effective Average Duration - Internal	1
Weighted Average Maturity - Internal	1

#### Advisor Managed Assets

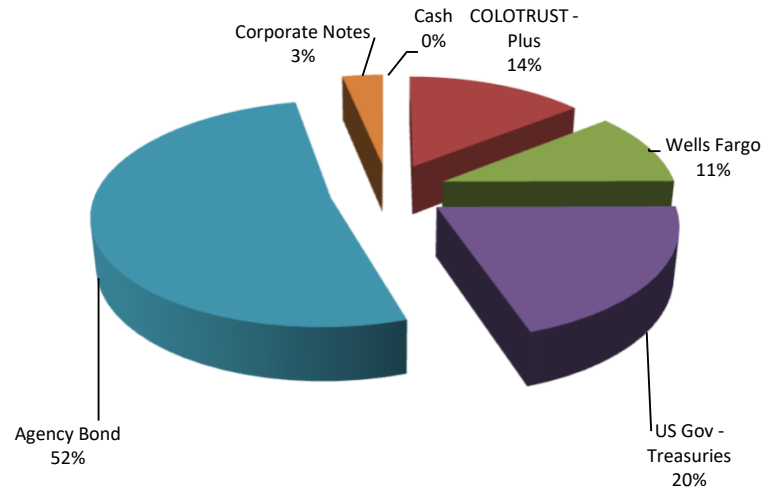
	\$	%	Return
US Gov - Treasuries	22,005,284	20.0%	1.35%
Agency Bond	56,915,637	51.8%	1.42%
Corporate Notes	3,585,732	3.3%	1.52%
Cash	87,125	0.1%	0.00%
<b>Total Externally Managed</b>	<b>82,593,778</b>	<b>75.2%</b>	



<b>Weighted Average Yield</b>	<b>1.40%</b>
	Years
Effective Average Duration - External	1.98

#### Total Portfolio Assets

	\$	%	Return
COLOTRUST - Plus	15,735,103	14.3%	0.05%
Wells Fargo	11,639,168	10.6%	0.00%
US Gov - Treasuries	22,035,315	20.1%	1.35%
Agency Bond	56,885,585	51.8%	1.42%
Corporate Notes	3,587,885	3.3%	1.52%
Cash	-	0.0%	0.00%
<b>Total Portfolio Assets</b>	<b>109,883,055</b>	<b>100.0%</b>	



<b>Weighted Average Yield</b>	<b>1.06%</b>
	Years
Effective Average Duration - Total	1.98

#### Portfolio Change & Earnings

Beginning Balance	\$ 104,123,507
Ending Balance	\$ 109,883,055
Month to Date Income - Liquid Investment Income	\$ 1,424
Year to Date Income - Liquid Investment Income	\$ 4,290
Month to Date Income - Externally Managed Investments	\$ 118,798
Year to Date Income - Externally Managed Investments	\$ 647,951
2021 Projected Income Portfolio Only	\$ 1,600,000