

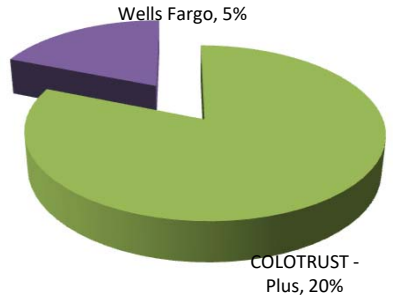
# Garfield County Treasurer

## Monthly Investment Portfolio Report

### As of May, 2020

#### County Managed Assets

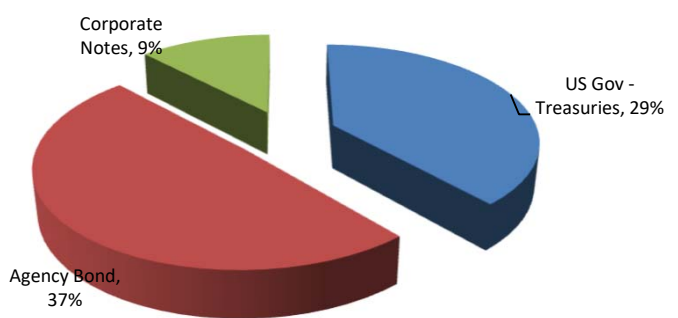
	\$	%	Return
COLOTRUST - Plus	22,581,523	20%	0.72%
Wells Fargo	5,264,866	5%	0.00%
<b>Total Internally Managed</b>	<b>\$ 27,846,389</b>	<b>24%</b>	



<b>Weighted Average Yield</b>	<b>0.58%</b>
	Days
Effective Average Duration - Internal	1
Weighted Average Maturity - Internal	1

#### Advisor Managed Assets

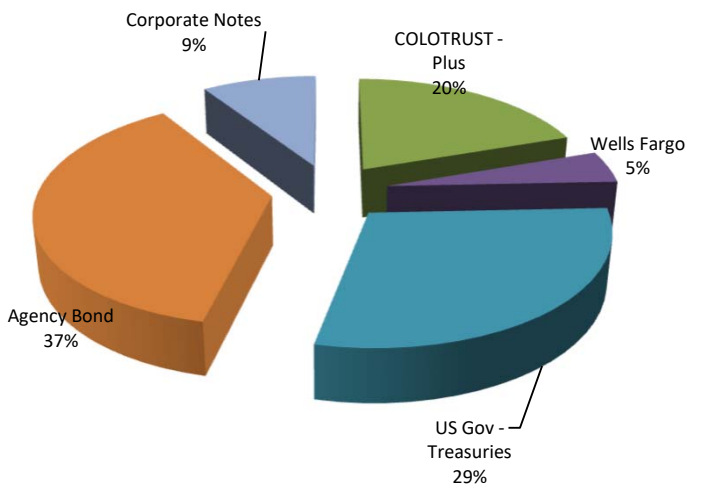
	\$	%	Return
US Gov - Treasuries	33,344,371	29%	1.79%
Agency Bond	42,663,505	37%	2.26%
Corporate Notes	10,539,434	9%	2.37%
Cash	105,250	0%	
<b>Total Externally Managed</b>	<b>\$ 86,652,559</b>	<b>76%</b>	



<b>Weighted Average Yield</b>	<b>1.77%</b>
	Years
Effective Average Duration - External	1.70

#### Total Portfolio Assets

	\$	%	Return
COLOTRUST - Plus	22,581,523	20%	0.72%
Wells Fargo	5,264,866	5%	0.00%
US Gov - Treasuries	33,344,371	29%	1.79%
Agency Bond	42,663,505	37%	2.26%
Corporate Notes	10,539,434	9%	2.37%
Cash	105,250	0%	
<b>Total Portfolio Assets</b>	<b>\$ 114,393,698</b>	<b>100%</b>	



<b>Weighted Average Yield</b>	<b>1.72%</b>
	Years
Effective Average Duration - Total	1.70

#### Portfolio Change & Earnings

Beginning Balance	\$ 130,877,545
Ending Balance	\$ 114,393,698
Month to Date Income - Liquid Investment Income	\$ 18,685
Year to Date Income - Liquid Investment Income	\$ 106,300
Month to Date Income - Externally Managed Investments	\$ 156,954
Year to Date Income - Externally Managed Investments	\$ 836,195
2020 Projected Income Portfolio Income	\$2,000,000.00