

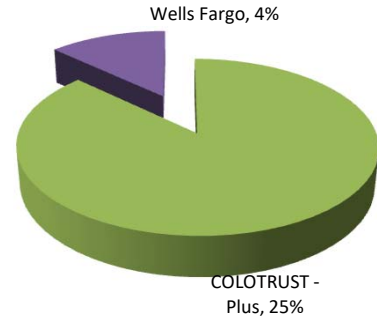
# Garfield County Treasurer

## Monthly Investment Portfolio Report

### As of March, 2020

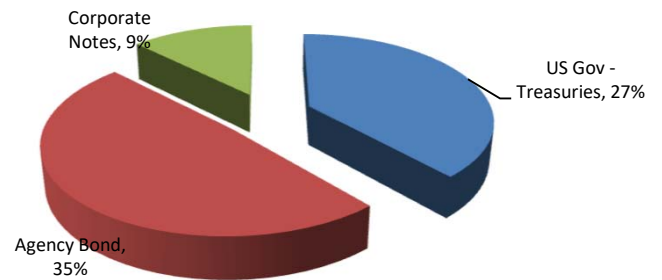
#### County Managed Assets

	%	Return
COLOTRUST - Plus	25%	1.46%
Wells Fargo	4%	0.00%
<b>Total Internally Managed</b>	<b>29%</b>	
<b>Weighted Average Yield</b>		<b>1.27%</b>
		Days
Effective Average Duration - Internal		1
Weighted Average Maturity - Internal		1



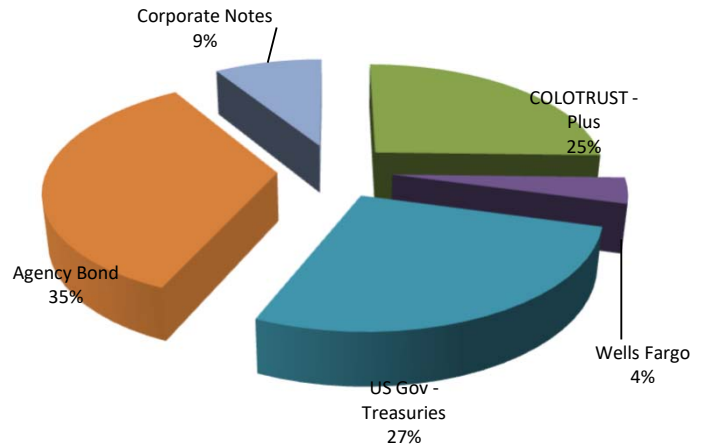
#### Advisor Managed Assets

	%	Return
US Gov - Treasuries	27%	1.79%
Agency Bond	35%	2.26%
Corporate Notes	9%	2.43%
<b>Total Externally Managed</b>	<b>71%</b>	
<b>Weighted Average Yield</b>		<b>1.89%</b>
		Years
Effective Average Duration - External		1.83



#### Total Portfolio Assets

	%	Return
COLOTRUST - Plus	25%	1.46%
Wells Fargo	4%	0.00%
US Gov - Treasuries	27%	1.79%
Agency Bond	35%	2.26%
Corporate Notes	9%	2.43%
<b>Total Portfolio Assets</b>	<b>100%</b>	
<b>Weighted Average Yield</b>		<b>1.86%</b>
		Years
Effective Average Duration - Total		1.83



#### Portfolio Change & Earnings

Beginning Balance	\$ 138,744,891
Ending Balance	\$ 122,795,600
Month to Date Income - Liquid Investment Income	\$ 41,136
Year to Date Income - Liquid Investment Income	\$ 64,753
Month to Date Income - Externally Managed Investments	\$ 168,104
Year to Date Income - Externally Managed Investments	\$ 522,902
2020 Projected Income Portfolio Income	\$2,000,000.00