

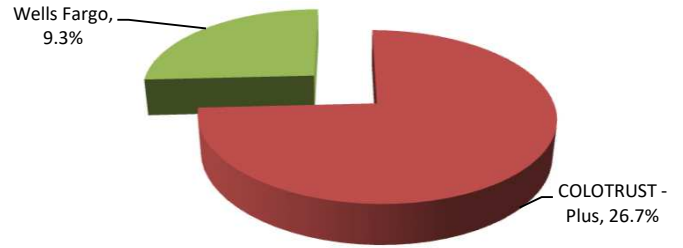
Garfield County Treasurer

Monthly Investment Portfolio Report

As of June 2021

County Managed Assets

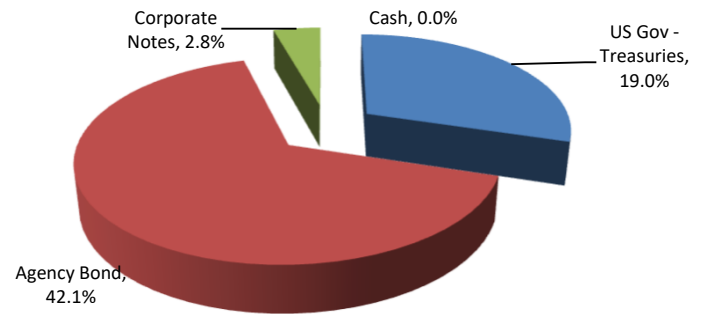
	\$	%	Return
COLOTRUST - Plus	34,315,938	26.7%	0.04%
Wells Fargo	11,937,539	9.3%	0.00%
Total Internally Managed	46,253,478	35.9%	



Weighted Average Yield	0.03%
	Days
Effective Average Duration - Internal	1
Weighted Average Maturity - Internal	1

Advisor Managed Assets

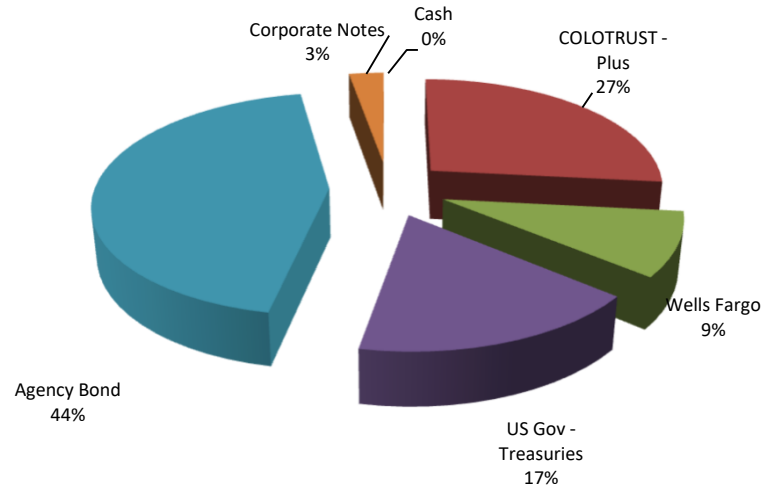
	\$	%	Return
US Gov - Treasuries	24,430,189	19.0%	1.23%
Agency Bond	54,153,648	42.1%	1.35%
Corporate Notes	3,585,197	2.8%	1.53%
Cash	-	0.0%	0.00%
Total Externally Managed	82,169,034	63.8%	



Weighted Average Yield	1.95%
	Years
Effective Average Duration - External	1.91

Total Portfolio Assets

	\$	%	Return
COLOTRUST - Plus	34,315,938	26.7%	0.04%
Wells Fargo	11,937,539	9.3%	0.00%
US Gov - Treasuries	22,035,315	17.1%	1.35%
Agency Bond	56,885,585	44.2%	1.42%
Corporate Notes	3,587,885	2.8%	1.52%
Cash	-	0.0%	0.00%
Total Portfolio Assets	128,762,263	100.0%	



Weighted Average Yield	0.91%
	Years
Effective Average Duration - Total	1.91

Portfolio Change & Earnings

Beginning Balance	\$ 104,123,507
Ending Balance	\$ 109,883,055
Month to Date Income - Liquid Investment Income	\$ 957
Year to Date Income - Liquid Investment Income	\$ 5,247
Month to Date Income - Externally Managed Investments	\$ 116,095
Year to Date Income - Externally Managed Investments	\$ 764,046
2021 Projected Income Portfolio Only	\$ 1,600,000