

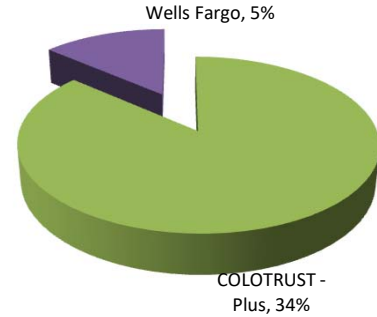
Garfield County Treasurer

Monthly Investment Portfolio Report

As of June, 2020

County Managed Assets

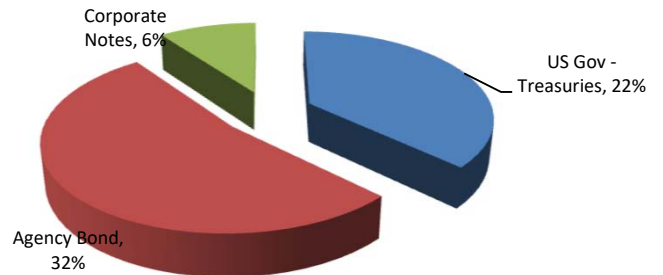
| | | % | Return |
|---------------------------------|----------------------|------------|--------|
| COLOTRUST - Plus | \$ 48,348,652 | 34% | 0.50% |
| Wells Fargo | \$ 7,629,451 | 5% | 0.00% |
| Total Internally Managed | \$ 55,978,103 | 40% | |



| | |
|---------------------------------------|--------------|
| Weighted Average Yield | 0.43% |
| | Days |
| Effective Average Duration - Internal | 1 |
| Weighted Average Maturity - Internal | 1 |

Advisor Managed Assets

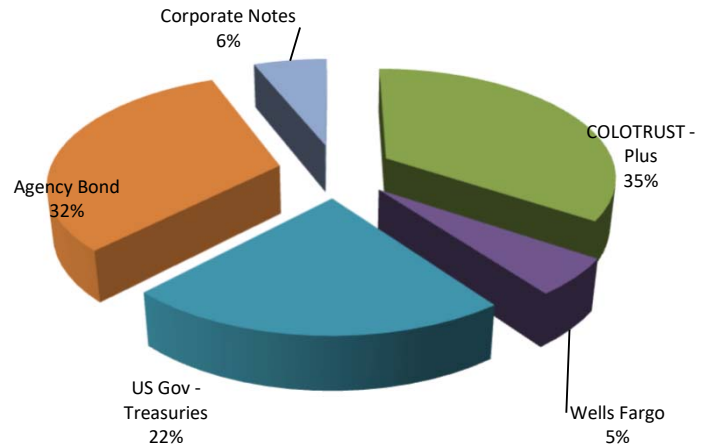
| | | % | Return |
|---------------------------------|----------------------|------------|--------|
| US Gov - Treasuries | \$ 31,297,045 | 22% | 1.80% |
| Agency Bond | \$ 44,534,872 | 32% | 2.16% |
| Corporate Notes | \$ 8,526,738 | 6% | 2.31% |
| Total Externally Managed | \$ 84,358,655 | 60% | |



| | |
|---------------------------------------|--------------|
| Weighted Average Yield | 1.80% |
| | Years |
| Effective Average Duration - External | 1.74 |

Total Portfolio Assets

| | | % | Return |
|-------------------------------|-----------------------|-------------|--------|
| COLOTRUST - Plus | \$ 48,348,652 | 34% | 0.50% |
| Wells Fargo | \$ 7,629,451 | 5% | 0.00% |
| US Gov - Treasuries | \$ 31,297,045 | 22% | 1.80% |
| Agency Bond | \$ 44,534,872 | 32% | 2.16% |
| Corporate Notes | \$ 8,526,738 | 6% | 2.31% |
| Total Portfolio Assets | \$ 140,336,757 | 100% | |



| | |
|------------------------------------|--------------|
| Weighted Average Yield | 1.40% |
| | Years |
| Effective Average Duration - Total | 1.74 |

Portfolio Change & Earnings

| | |
|---|----------------|
| Beginning Balance | \$ 114,393,698 |
| Ending Balance | \$ 140,336,757 |
| Month to Date Income - Liquid Investment Income | \$ 14,635 |
| Year to Date Income - Liquid Investment Income | \$ 120,935 |
| Month to Date Income - Externally Managed Investments | \$ 152,756 |
| Year to Date Income - Externally Managed Investments | \$ 988,951 |
| 2020 Projected Income Portfolio Income | \$2,000,000.00 |