

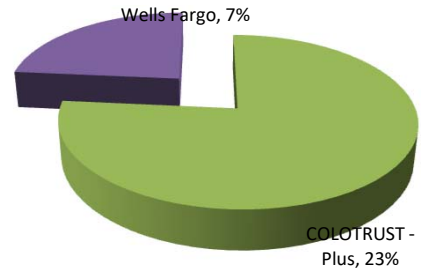
# Garfield County Treasurer

## Monthly Investment Portfolio Report

### As of July, 2020

#### County Managed Assets

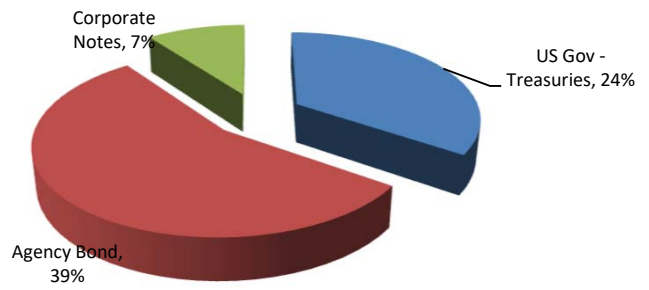
	%	Return
COLOTRUST - Plus	23%	0.39%
Wells Fargo	7%	0.00%
<b>Total Internally Managed</b>	<b>30%</b>	



<b>Weighted Average Yield</b>	<b>0.30%</b>
Effective Average Duration - Internal	1
Weighted Average Maturity - Internal	1

#### Advisor Managed Assets

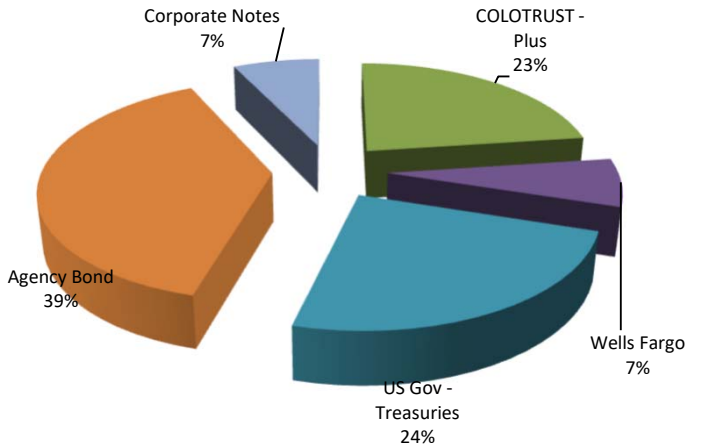
	%	Return
US Gov - Treasuries	24%	1.84%
Agency Bond	39%	2.04%
Corporate Notes	7%	2.31%
<b>Total Externally Managed</b>	<b>70%</b>	



<b>Weighted Average Yield</b>	<b>1.91%</b>
Effective Average Duration - External	1.84

#### Total Portfolio Assets

	%	Return
COLOTRUST - Plus	23%	0.39%
Wells Fargo	7%	0.00%
US Gov - Treasuries	24%	1.84%
Agency Bond	39%	2.04%
Corporate Notes	7%	2.31%
<b>Total Portfolio Assets</b>	<b>100%</b>	



<b>Weighted Average Yield</b>	<b>1.49%</b>
Effective Average Duration - Total	1.84

#### Portfolio Change & Earnings

Beginning Balance	\$ 142,912,323
Ending Balance	\$ 119,379,787
Month to Date Income - Liquid Investment Income	\$ 11,230
Year to Date Income - Liquid Investment Income	\$ 132,165
Month to Date Income - Externally Managed Investments	\$ 148,983
Year to Date Income - Externally Managed Investments	\$ 1,137,934
2020 Projected Income Portfolio Income	\$2,000,000.00