

Garfield County Treasurer

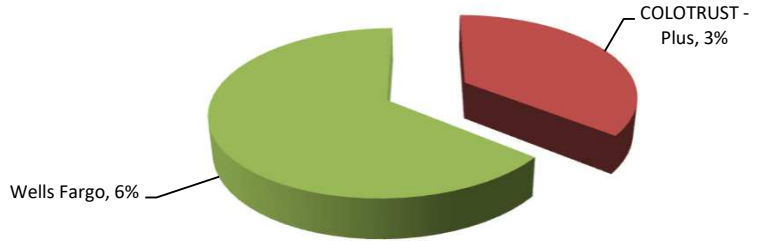
Monthly Investment Portfolio Report

As of December, 2020

County Managed Assets

		%	Return
COLOTRUST - Plus	\$ 3,303,873	3%	1.22%
Wells Fargo	\$ 5,953,275	6%	0.00%
Total Internally Managed	\$ 9,257,148	9%	

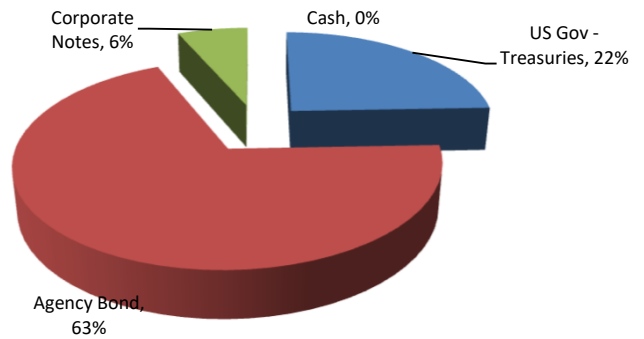
Weighted Average Yield	0.44%
	Days
Effective Average Duration - Internal	1
Weighted Average Maturity - Internal	1



Advisor Managed Assets

		%	Return
US Gov - Treasuries	\$ 22,298,737	22%	1.46%
Agency Bond	\$ 63,062,485	63%	1.52%
Corporate Notes	\$ 5,942,423	6%	2.12%
Cash	\$ 2,500	0%	0.00%
Total Externally Managed	\$ 91,306,144	91%	

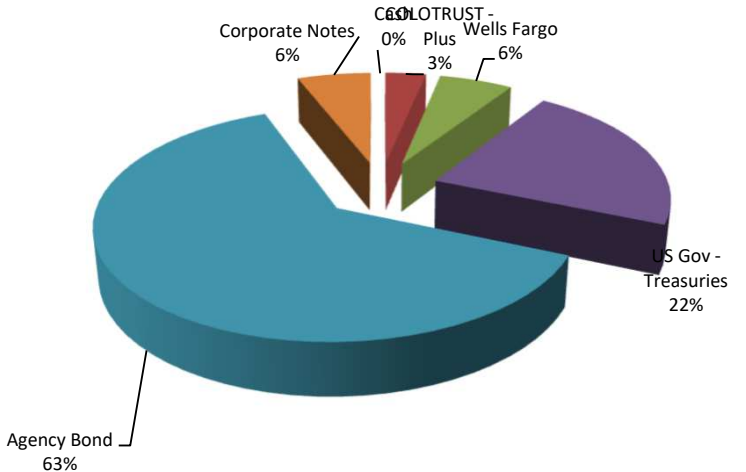
Weighted Average Yield	1.55%
	Years
Effective Average Duration - External	2.07



Total Portfolio Assets

		%	Return
COLOTRUST - Plus	\$ 3,303,873	3%	1.22%
Wells Fargo	\$ 5,953,275	6%	0.00%
US Gov - Treasuries	\$ 22,298,737	22%	1.46%
Agency Bond	\$ 63,062,485	63%	1.52%
Corporate Notes	\$ 5,942,423	6%	2.12%
Cash	\$ 2,500	0%	0.00%
Total Portfolio Assets	\$ 100,563,292	100%	

Weighted Average Yield	1.44%
	Years
Effective Average Duration - Total	2.07



Portfolio Change & Earnings

Beginning Balance	\$ 102,434,701
Ending Balance	\$ 100,563,292
Month to Date Income - Liquid Investment Income	\$ 811
Year to Date Income - Liquid Investment Income	\$ 147,559
Month to Date Income - Externally Managed Investments	\$ 143,094
Year to Date Income - Externally Managed Investments	\$ 1,875,032
2020 Projected Income Portfolio Only	\$ 2,000,000