

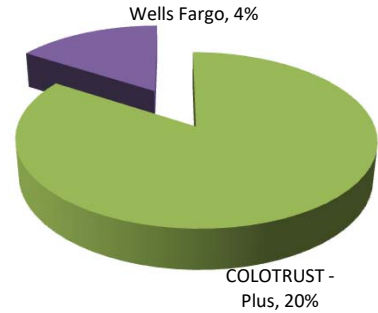
Garfield County Treasurer

Monthly Investment Portfolio Report

As of August, 2020

County Managed Assets

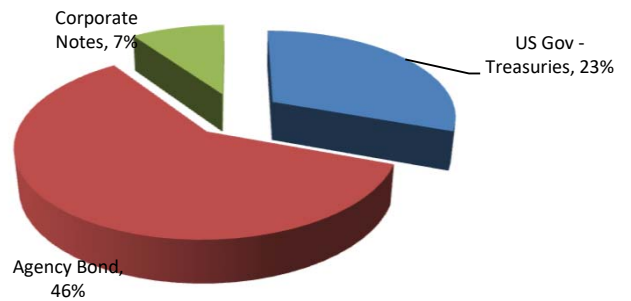
			%	Return
COLOTRUST - Plus	\$	22,720,907	20%	0.30%
Wells Fargo	\$	4,286,186	4%	0.00%
Total Internally Managed	\$	27,007,094	24%	



Weighted Average Yield		0.25%
		Days
Effective Average Duration - Internal		1
Weighted Average Maturity - Internal		1

Advisor Managed Assets

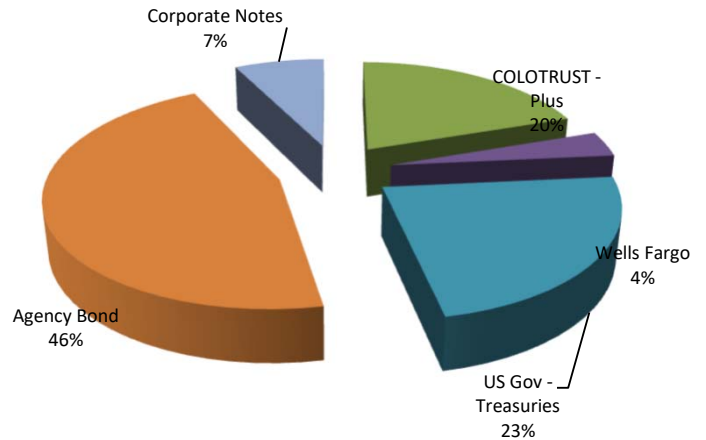
			%	Return
US Gov - Treasuries	\$	26,811,198	23%	1.86%
Agency Bond	\$	52,507,892	46%	1.82%
Corporate Notes	\$	8,511,984	7%	2.31%
Total Externally Managed	\$	87,831,074	76%	



Weighted Average Yield		1.98%
		Years
Effective Average Duration - External		1.92

Total Portfolio Assets

			%	Return
COLOTRUST - Plus	\$	22,720,907	20%	0.30%
Wells Fargo	\$	4,286,186	4%	0.00%
US Gov - Treasuries	\$	26,811,198	23%	1.86%
Agency Bond	\$	52,507,892	46%	1.82%
Corporate Notes	\$	8,511,984	7%	2.31%
Total Portfolio Assets	\$	114,838,167	100%	



Weighted Average Yield		1.50%
		Years
Effective Average Duration - Total		1.92

Portfolio Change & Earnings

Beginning Balance		\$119,379,787
Ending Balance		\$114,838,167
Month to Date Income - Liquid Investment Income	\$	6,008
Year to Date Income - Liquid Investment Income	\$	138,174
Month to Date Income - Externally Managed Investments	\$	54,048
Year to Date Income - Externally Managed Investments	\$	1,287,445
2020 Projected Income Portfolio Income		\$2,000,000.00