

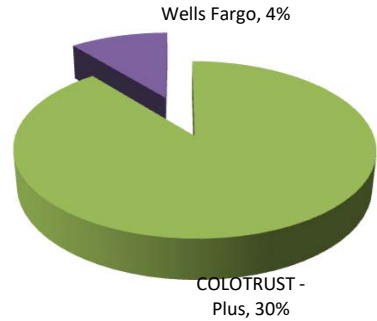
Garfield County Treasurer

Monthly Investment Portfolio Report

As of April, 2020

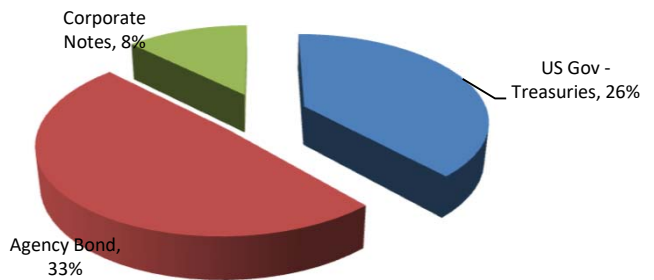
County Managed Assets

		%	Return
COLOTRUST - Plus	\$ 39,126,194	30%	1.11%
Wells Fargo	\$ 4,747,274	4%	0.00%
Total Internally Managed	\$ 43,873,468	34%	
Weighted Average Yield			0.99%
			Days
Effective Average Duration - Internal			1
Weighted Average Maturity - Internal			1



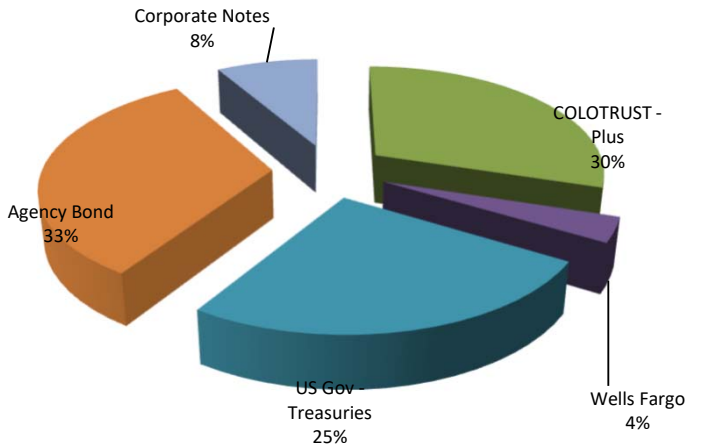
Advisor Managed Assets

		%	Return
US Gov - Treasuries	\$ 33,398,028	26%	1.79%
Agency Bond	\$ 42,631,756	33%	2.26%
Corporate Notes	\$ 10,974,292	8%	2.43%
Total Externally Managed	\$ 87,004,077	66%	
Weighted Average Yield			1.81%
			Years
Effective Average Duration - External			1.75



Total Portfolio Assets

		%	Return
COLOTRUST - Plus	\$ 39,126,194	30%	1.11%
Wells Fargo	\$ 4,747,274	4%	0.00%
US Gov - Treasuries	\$ 33,398,028	26%	1.79%
Agency Bond	\$ 42,631,756	33%	2.26%
Corporate Notes	\$ 10,974,292	8%	2.43%
Total Portfolio Assets	\$ 130,877,545	100%	
Weighted Average Yield			1.73%
			Years
Effective Average Duration - Total			1.75



Portfolio Change & Earnings

Beginning Balance	\$ 122,795,600
Ending Balance	\$ 130,877,545
Month to Date Income - Liquid Investment Income	\$ 22,862
Year to Date Income - Liquid Investment Income	\$ 87,615
Month to Date Income - Externally Managed Investments	\$ 156,339
Year to Date Income - Externally Managed Investments	\$ 679,241
2020 Projected Income Portfolio Income	\$2,000,000.00