

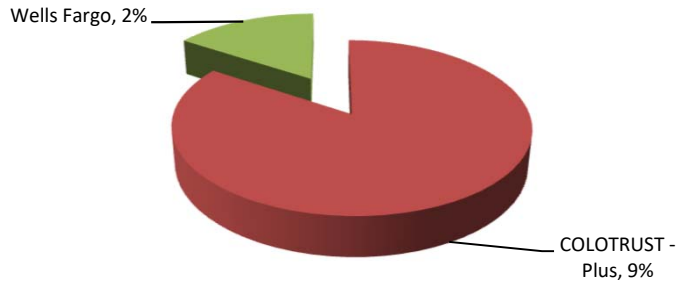
# Garfield County Treasurer

## Investment Portfolio Report

### As of November, 2019

#### County Managed Assets

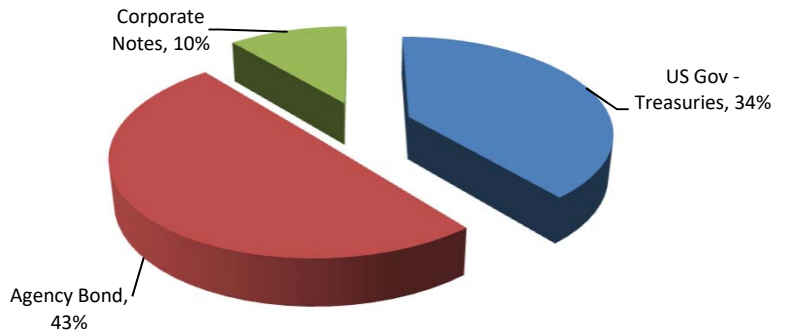
		%	Return
COLOTRUST - Plus	\$ 10,044,984	9%	1.93%
Wells Fargo	\$ 1,869,773	2%	0.00%
<b>Total Internally Managed</b>	<b>\$ 11,914,757</b>	<b>11%</b>	



<b>Weighted Average Yield</b>	<b>1.51%</b>
	Days
Effective Average Duration - Internal	1
Weighted Average Maturity - Internal	1

#### Advisor Managed Assets

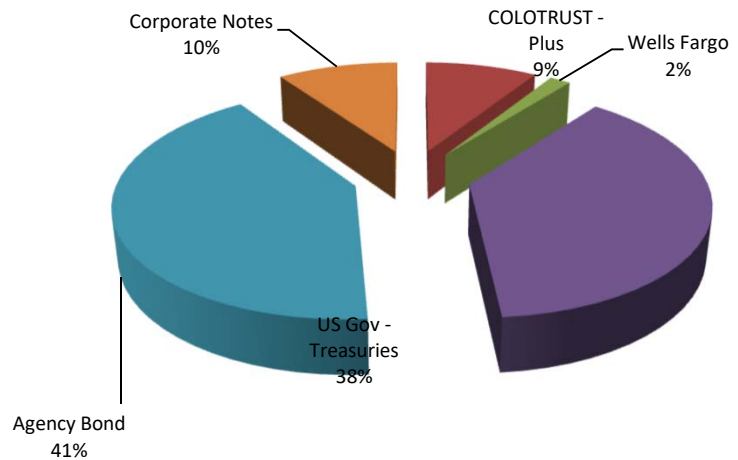
		%	Return
US Gov - Treasuries	37,894,463.00	34%	1.74%
Agency Bond	48,322,007.00	43%	2.29%
Corporate Notes	\$ 10,800,122	10%	2.44%
<b>Total Externally Managed</b>	<b>\$ 97,016,592</b>	<b>87%</b>	



<b>Weighted Average Yield</b>	<b>2.09%</b>
	Years
Effective Average Duration - External	1.57
Weighted Average Maturity - External	1.57

#### Total Portfolio Assets

		%	Return
COLOTRUST - Plus	\$ 10,044,984	9%	1.78%
Wells Fargo	\$ 1,869,773	2%	0.00%
US Gov - Treasuries	\$ 42,403,676	38%	1.74%
Agency Bond	\$ 46,330,911	42%	2.29%
Corporate Notes	\$ 10,800,122	10%	2.44%
<b>Total Portfolio Assets</b>	<b>\$ 111,449,466</b>		



<b>Weighted Average Yield</b>	<b>1.50%</b>
	Years
Effective Average Duration - Total	1.67
Weighted Average Maturity - Total	1.67

#### Portfolio Change & Earnings

Beginning Balance	\$ 132,785,057
Ending Balance	\$ 111,449,466
Year to Date Income	\$ 2,334,370
2019 Projected Income	\$ 1,500,000

