

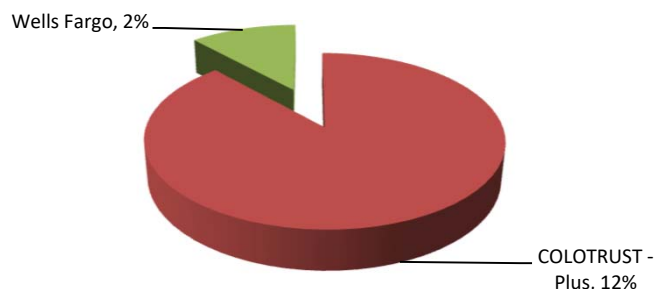
Garfield County Treasurer

Investment Portfolio Report

As of October, 2019

County Managed Assets

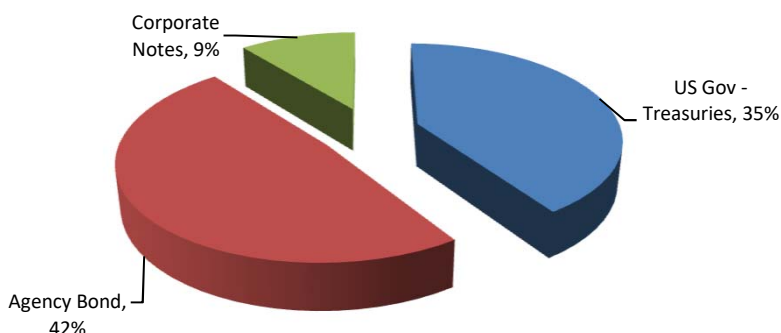
		%	Return
COLOTRUST - Plus	\$ 13,563,984	12%	2.07%
Wells Fargo	\$ 1,800,479	2%	0.00%
Total Internally Managed	\$ 15,364,463	13%	



Weighted Average Yield	1.51%
	Days
Effective Average Duration - Internal	1
Weighted Average Maturity - Internal	1

Advisor Managed Assets

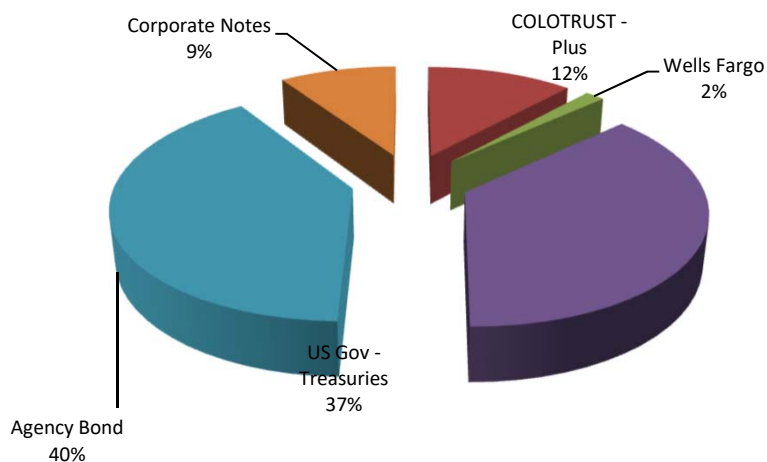
		%	Return
US Gov - Treasuries	40,398,503.00	35%	1.69%
Agency Bond	48,323,677.00	42%	2.29%
Corporate Notes	\$ 10,804,965	9%	2.44%
Total Externally Managed	\$ 99,527,145	87%	



Weighted Average Yield	2.06%
	Years
Effective Average Duration - External	1.57
Weighted Average Maturity - External	1.57

Total Portfolio Assets

		%	Return
COLOTRUST - Plus	\$ 13,563,984	12%	1.78%
Wells Fargo	\$ 1,800,479	2%	0.00%
US Gov - Treasuries	\$ 42,403,676	37%	1.69%
Agency Bond	\$ 46,330,911	40%	2.29%
Corporate Notes	\$ 10,804,965	9%	2.44%
Total Portfolio Assets	\$ 114,904,015		



Weighted Average Yield	1.50%
	Years
Effective Average Duration - Total	1.67
Weighted Average Maturity - Total	1.67

Portfolio Change & Earnings

Beginning Balance	\$ 132,785,057
Ending Balance	\$ 114,904,015
Year to Date Income	\$ 2,139,334
2019 Projected Income	\$ 1,500,000

