

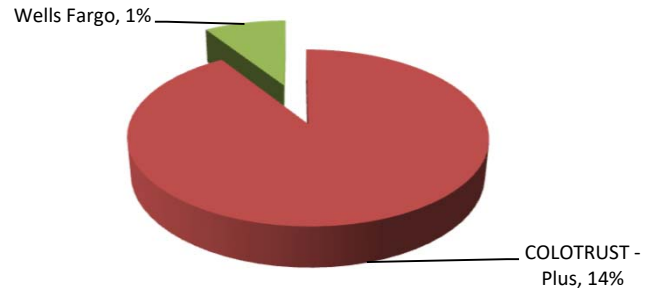
# Garfield County Treasurer

## Investment Portfolio Report

### As of September, 2019

#### County Managed Assets

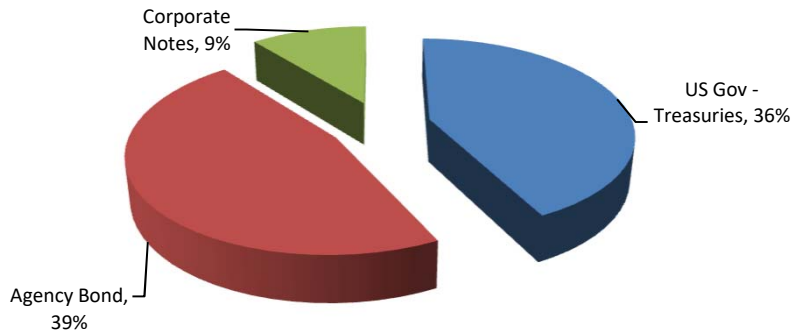
		%	Return
COLOTRUST - Plus	\$ 17,080,533	14%	2.19%
Wells Fargo	\$ 1,695,934	1%	0.00%
<b>Total Internally Managed</b>	<b>\$ 18,776,466</b>	<b>16%</b>	



<b>Weighted Average Yield</b>	<b>1.51%</b>
	Days
Effective Average Duration - Internal	1
Weighted Average Maturity - Internal	1

#### Advisor Managed Assets

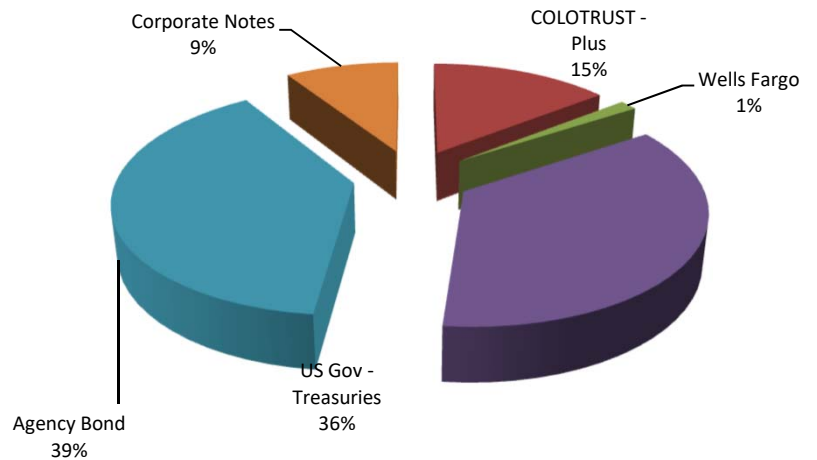
		%	Return
US Gov - Treasuries	42,403,676.00	36%	1.60%
Agency Bond	46,330,911.00	39%	2.31%
Corporate Notes	\$ 10,804,829	9%	2.44%
<b>Total Externally Managed</b>	<b>\$ 99,539,416</b>	<b>84%</b>	



<b>Weighted Average Yield</b>	<b>2.02%</b>
	Years
Effective Average Duration - External	1.57
Weighted Average Maturity - External	1.57

#### Total Portfolio Assets

		%	Return
COLOTRUST - Plus	\$ 17,080,533	14%	1.78%
Wells Fargo	\$ 1,695,934	1%	0.00%
US Gov - Treasuries	\$ 42,403,676	36%	1.60%
Agency Bond	\$ 46,330,911	39%	2.31%
Corporate Notes	\$ 10,804,829	9%	2.44%
<b>Total Portfolio Assets</b>	<b>\$ 118,315,882</b>		



<b>Weighted Average Yield</b>	<b>1.50%</b>
	Years
Effective Average Duration - Total	1.67
Weighted Average Maturity - Total	1.67

#### Portfolio Change & Earnings

Beginning Balance	\$ 132,785,057
Ending Balance	\$ 118,315,882
Year to Date Income	\$ 1,935,534
2018 Projected Income	\$ 1,500,000

