

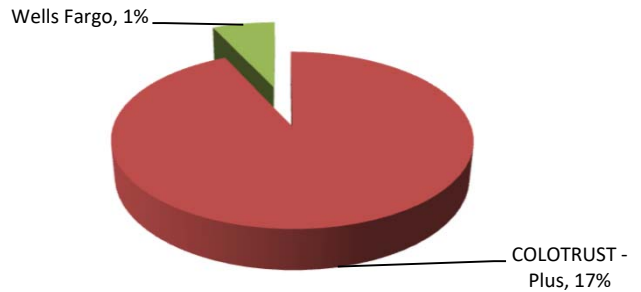
Garfield County Treasurer

Investment Portfolio Report

As of August, 2019

County Managed Assets

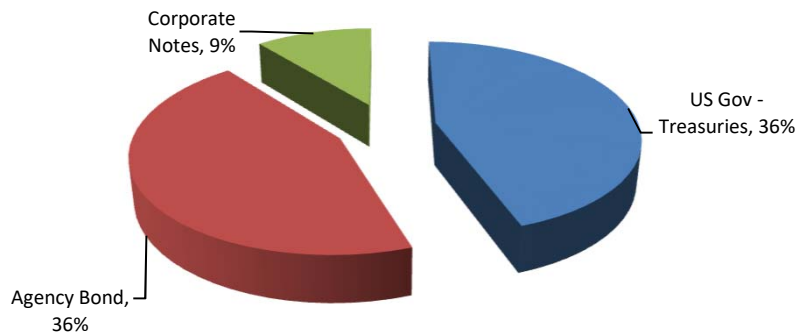
	\$	%	Return
COLOTRUST - Plus	21,139,215	17%	2.27%
Wells Fargo	1,572,341	1%	0.00%
Total Internally Managed	\$ 22,711,556	19%	



Weighted Average Yield	1.51%
	Days
Effective Average Duration - Internal	1
Weighted Average Maturity - Internal	1

Advisor Managed Assets

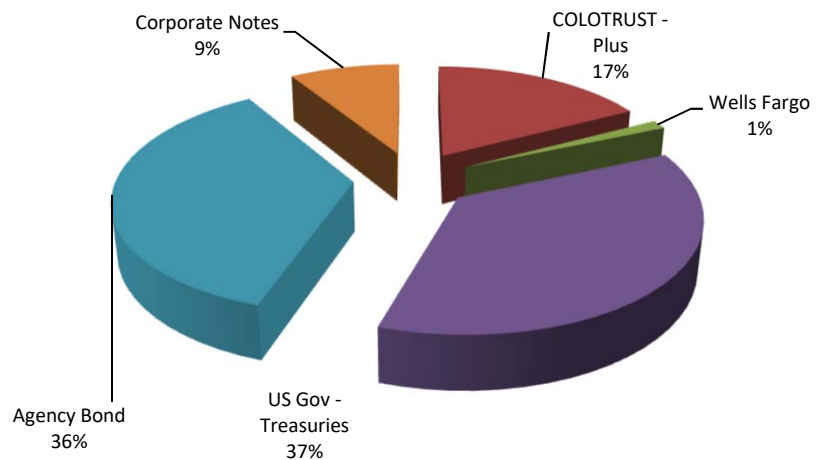
	\$	%	Return
US Gov - Treasuries	44,410,095.00	36%	1.60%
Agency Bond	44,184,935.00	36%	2.31%
Corporate Notes	\$ 10,804,829	9%	2.44%
Total Externally Managed	\$ 99,399,859	81%	



Weighted Average Yield	2.01%
	Years
Effective Average Duration - External	1.57
Weighted Average Maturity - External	1.57

Total Portfolio Assets

	\$	%	Return
COLOTRUST - Plus	21,139,215	17%	1.78%
Wells Fargo	1,572,341	1%	0.00%
US Gov - Treasuries	44,410,095	36%	1.60%
Agency Bond	44,184,935	36%	2.31%
Corporate Notes	\$ 10,804,829	9%	2.44%
Total Portfolio Assets	\$ 122,111,415		



Weighted Average Yield	1.50%
	Years
Effective Average Duration - Total	1.36
Weighted Average Maturity - Total	1.36

Portfolio Change & Earnings

Beginning Balance	\$ 132,785,057
Ending Balance	\$ 122,111,415
Year to Date Income	\$ 1,727,994
2018 Projected Income	\$ 1,500,000