

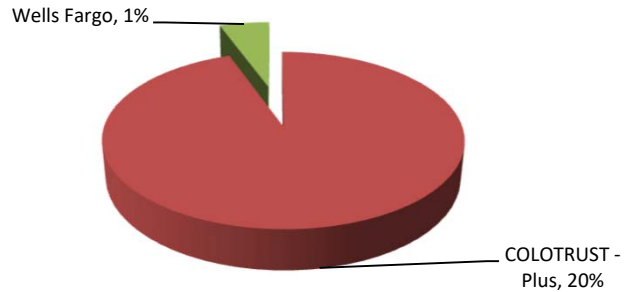
Garfield County Treasurer

Investment Portfolio Report

As of July, 2019

County Managed Assets

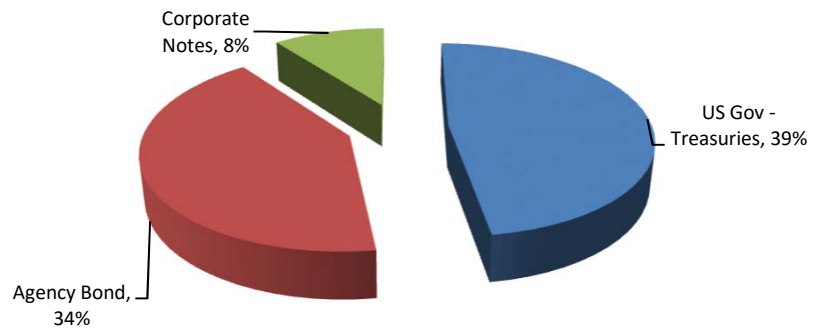
		%	Return
COLOTRUST - Plus	\$ 24,199,904	20%	2.38%
Wells Fargo	\$ 1,411,753	1%	0.00%
Total Internally Managed	\$ 25,611,657	21%	



Weighted Average Yield	1.51%
	Days
Effective Average Duration - Internal	1
Weighted Average Maturity - Internal	1

Advisor Managed Assets

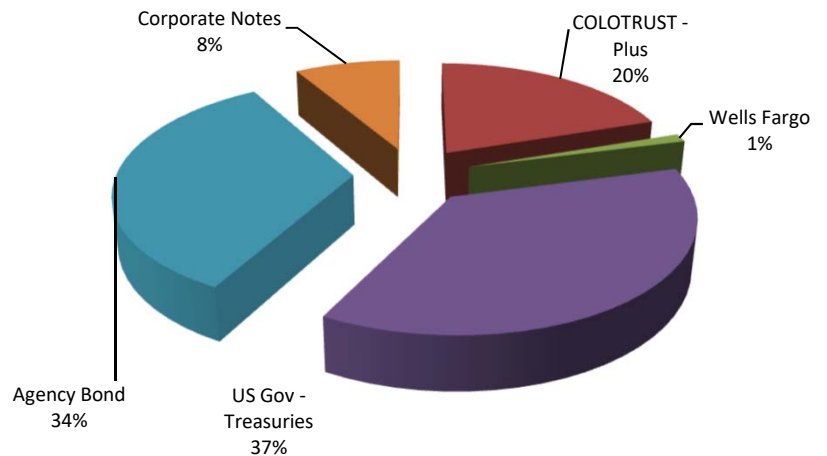
		%	Return
US Gov - Treasuries	47,431,056.00	39%	1.59%
Agency Bond	41,680,333.00	34%	2.36%
Corporate Notes	\$ 10,329,759	8%	2.46%
Total Externally Managed	\$ 99,441,148	82%	



Weighted Average Yield	2.00%
	Years
Effective Average Duration - External	1.54
Weighted Average Maturity - External	1.54

Total Portfolio Assets

		%	Return
COLOTRUST - Plus	\$ 24,199,904	20%	1.78%
Wells Fargo	\$ 1,411,753	1%	0.00%
US Gov - Treasuries	\$ 44,886,684	37%	1.59%
Agency Bond	\$ 41,154,434	34%	2.36%
Corporate Notes	\$ 10,329,759	8%	2.46%
Total Portfolio Assets	\$ 121,982,534		



Weighted Average Yield	1.50%
	Years
Effective Average Duration - Total	1.36
Weighted Average Maturity - Total	1.36

Portfolio Change & Earnings

Beginning Balance	\$ 132,785,057
Ending Balance	\$ 121,982,534
Year to Date Income	\$ 1,531,291
2018 Projected Income	\$ 1,500,000

