

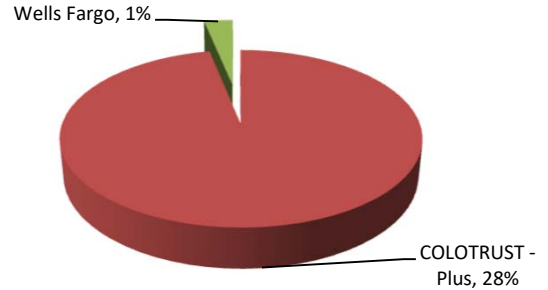
Garfield County Treasurer

Investment Portfolio Report

As of June, 2019

County Managed Assets

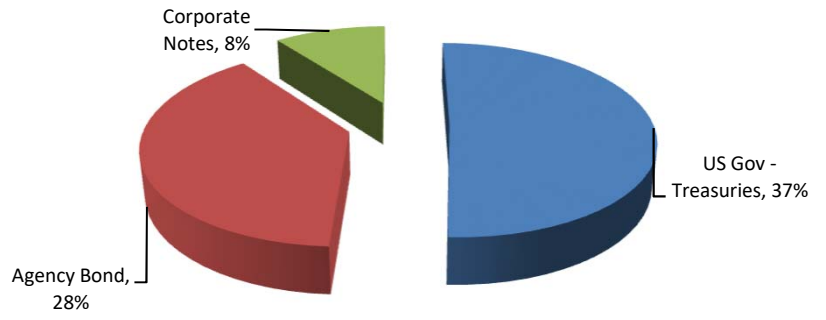
	\$	%	Return
COLOTRUST - Plus	38,544,181	28%	2.47%
Wells Fargo	1,271,739	1%	0.00%
Total Internally Managed	\$ 39,815,920	29%	



Weighted Average Yield	1.51%
	Days
Effective Average Duration - Internal	1
Weighted Average Maturity - Internal	1

Advisor Managed Assets

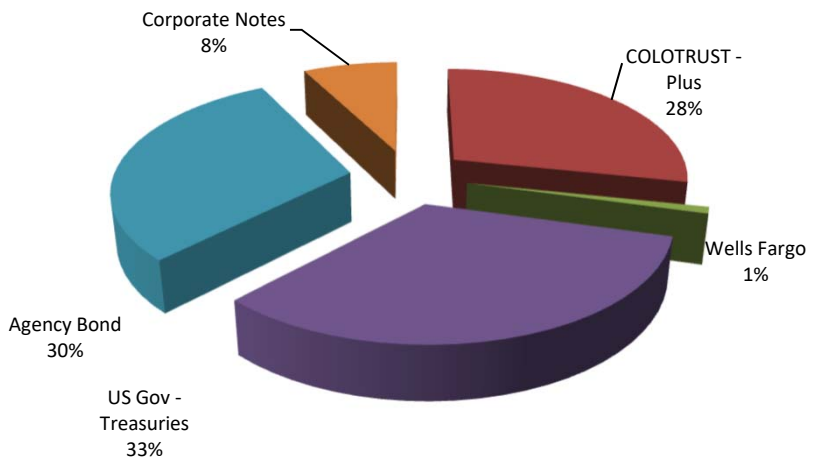
	\$	%	Return
US Gov - Treasuries	50,437,749.03	37%	1.56%
Agency Bond	38,653,802.00	28%	2.40%
Corporate Notes	10,329,559	8%	2.46%
Total Externally Managed	\$ 99,421,110	73%	



Weighted Average Yield	1.98%
	Years
Effective Average Duration - External	1.51
Weighted Average Maturity - External	1.48

Total Portfolio Assets

	\$	%	Return
COLOTRUST - Plus	38,544,181	28%	1.78%
Wells Fargo	1,271,739	1%	0.00%
US Gov - Treasuries	44,886,684	33%	1.56%
Agency Bond	41,154,434	30%	2.40%
Corporate Notes	10,329,559	8%	2.46%
Total Portfolio Assets	\$ 136,186,597		



Weighted Average Yield	1.50%
	Years
Effective Average Duration - Total	1.36
Weighted Average Maturity - Total	1.36

Portfolio Change & Earnings

Beginning Balance	\$ 132,785,057
Ending Balance	\$ 136,186,597
Year to Date Income	\$ 1,281,036
2018 Projected Income	\$ 1,500,000

