

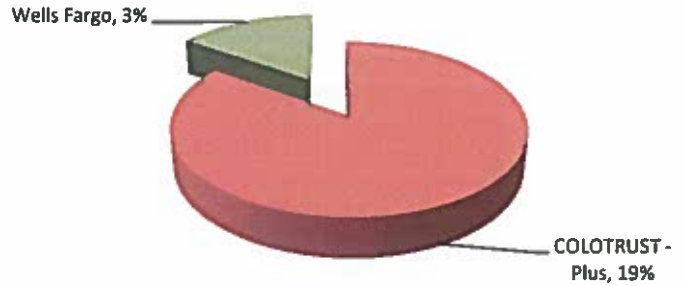
Garfield County Treasurer

Investment Portfolio Report

As of May, 2019

County Managed Assets

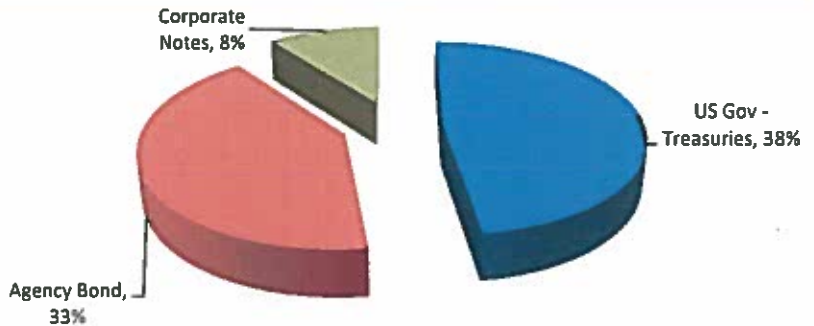
			%	Return
COLOTRUST - Plus	\$	22,974,034	19%	2.53%
Wells Fargo	\$	4,144,249	3%	0.00%
Total Internally Managed	\$	27,118,283	22%	



Weighted Average Yield	1.51%
	Days
Effective Average Duration - Internal	1
Weighted Average Maturity - Internal	1

Advisor Managed Assets

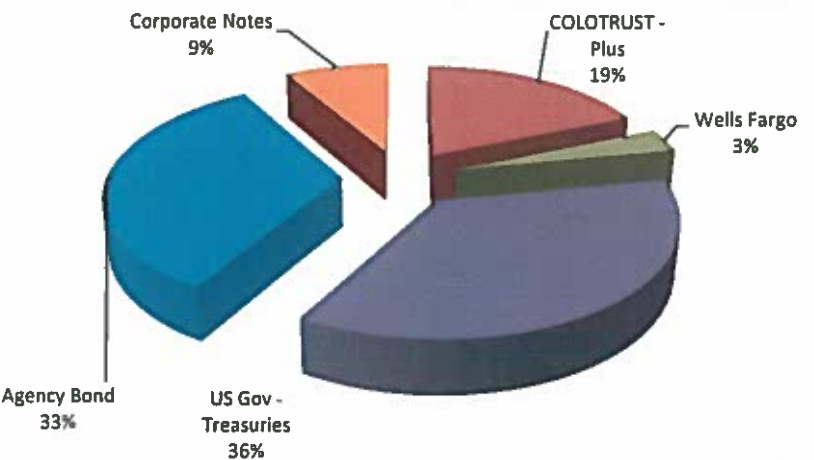
			%	Return
US Gov - Treasuries		47,244,288.00	38%	1.51%
Agency Bond		41,155,607.00	33%	2.30%
Corporate Notes	\$	10,329,559	8%	2.46%
Total Externally Managed	\$	98,729,454	80%	



Weighted Average Yield	1.94%
	Years
Effective Average Duration - External	1.48
Weighted Average Maturity - External	1.48

Total Portfolio Assets

			%	Return
COLOTRUST - Plus	\$	22,974,034	19%	1.78%
Wells Fargo	\$	4,144,249	3%	0.00%
US Gov - Treasuries	\$	44,886,684	36%	1.51%
Agency Bond	\$	41,154,434	33%	2.30%
Corporate Notes	\$	10,329,559	8%	2.46%
Total Portfolio Assets	\$	123,488,960		



Weighted Average Yield	1.88%
	Years
Effective Average Duration - Total	1.36
Weighted Average Maturity - Total	1.36

Portfolio Change & Earnings

Beginning Balance	\$	132,785,057
Ending Balance	\$	123,488,960
Year to Date Income	\$	1,036,128
2018 Projected Income	\$	1,500,000