

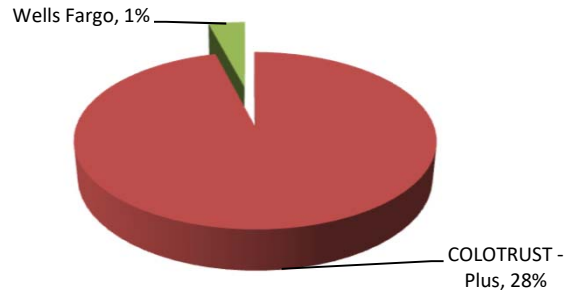
Garfield County Treasurer

Investment Portfolio Report

As of April, 2019

| County Managed Assets | % | Return |
|-----------------------|---|--------|
|-----------------------|---|--------|

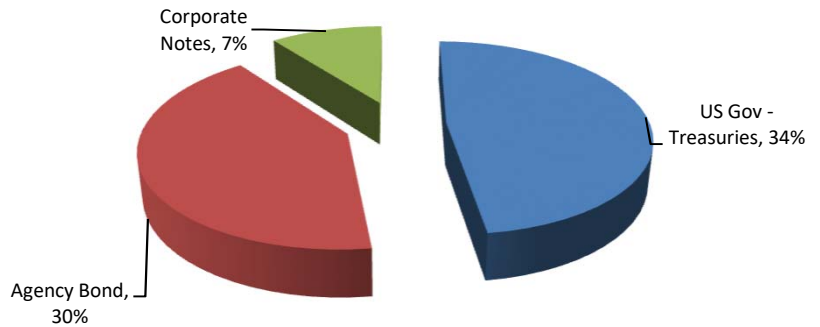
| | | | |
|---------------------------------|----------------------|------------|-------|
| COLOTRUST - Plus | \$ 38,630,266 | 28% | 2.60% |
| Wells Fargo | \$ 1,624,822 | 1% | 0.00% |
| Total Internally Managed | \$ 40,255,088 | 29% | |



| | |
|---------------------------------------|--------------|
| Weighted Average Yield | 1.51% |
| | Days |
| Effective Average Duration - Internal | 1 |
| Weighted Average Maturity - Internal | 1 |

| Advisor Managed Assets | % | Return |
|------------------------|---|--------|
|------------------------|---|--------|

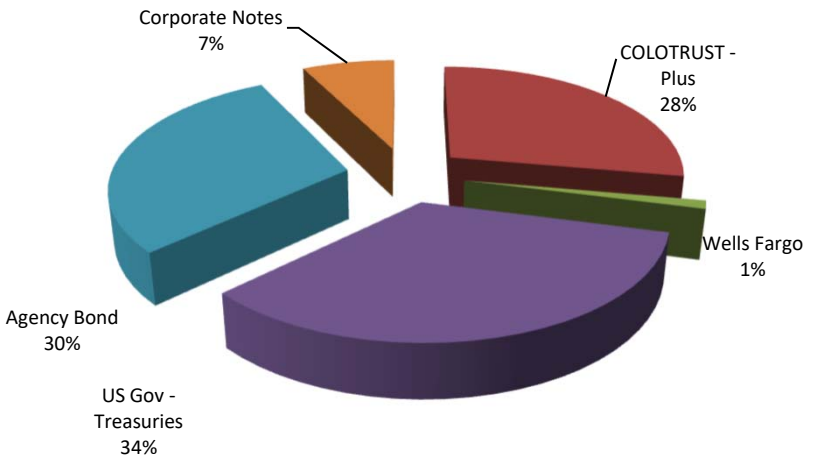
| | | | |
|---------------------------------|----------------------|------------|-------|
| US Gov - Treasuries | 47,244,288.00 | 34% | 1.51% |
| Agency Bond | 41,155,607.00 | 30% | 2.30% |
| Corporate Notes | \$ 10,329,559 | 7% | 2.46% |
| Total Externally Managed | \$ 98,729,454 | 71% | |



| | |
|---------------------------------------|--------------|
| Weighted Average Yield | 1.94% |
| | Years |
| Effective Average Duration - External | 1.48 |
| Weighted Average Maturity - External | 1.48 |

| Total Portfolio Assets | % | Return |
|------------------------|---|--------|
|------------------------|---|--------|

| | | | |
|-------------------------------|-----------------------|-----|-------|
| COLOTRUST - Plus | \$ 38,630,266 | 28% | 1.78% |
| Wells Fargo | \$ 1,624,822 | 1% | 0.00% |
| US Gov - Treasuries | \$ 47,244,288 | 34% | 1.51% |
| Agency Bond | \$ 41,155,607 | 30% | 2.30% |
| Corporate Notes | \$ 10,329,559 | 7% | 2.46% |
| Total Portfolio Assets | \$ 138,984,542 | | |



| | |
|------------------------------------|--------------|
| Weighted Average Yield | 1.81% |
| | Years |
| Effective Average Duration - Total | 1.50 |
| Weighted Average Maturity - Total | 1.50 |

| Portfolio Change & Earnings | |
|-----------------------------|--|
|-----------------------------|--|

| | |
|-----------------------|----------------|
| Beginning Balance | \$ 132,785,057 |
| Ending Balance | \$ 138,984,542 |
| Year to Date Income | \$ 795,489 |
| 2018 Projected Income | \$ 1,500,000 |

