

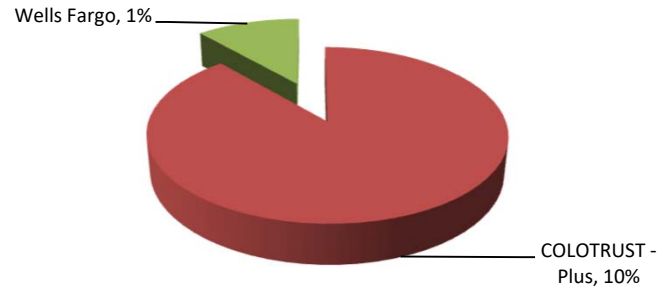
Garfield County Treasurer

Investment Portfolio Report

As of March, 2019

County Managed Assets	%	Return
-----------------------	---	--------

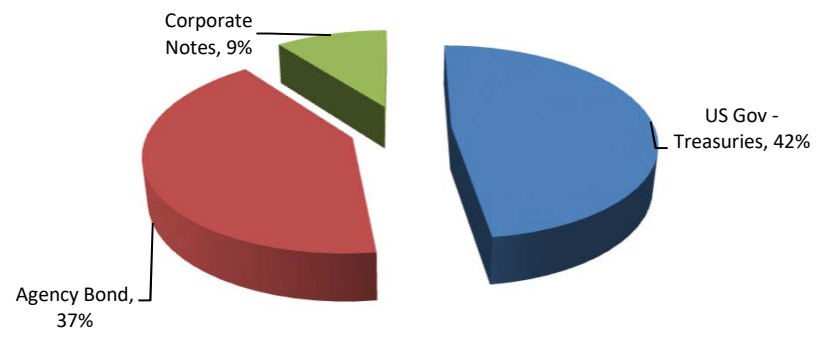
COLOTRUST - Plus	\$ 11,554,483	10%	2.60%
Wells Fargo	\$ 1,486,054	1%	0.00%
Total Internally Managed	\$ 13,040,537	12%	



Weighted Average Yield	1.51%
	Days
Effective Average Duration - Internal	1
Weighted Average Maturity - Internal	1

Advisor Managed Assets	%	Return
------------------------	---	--------

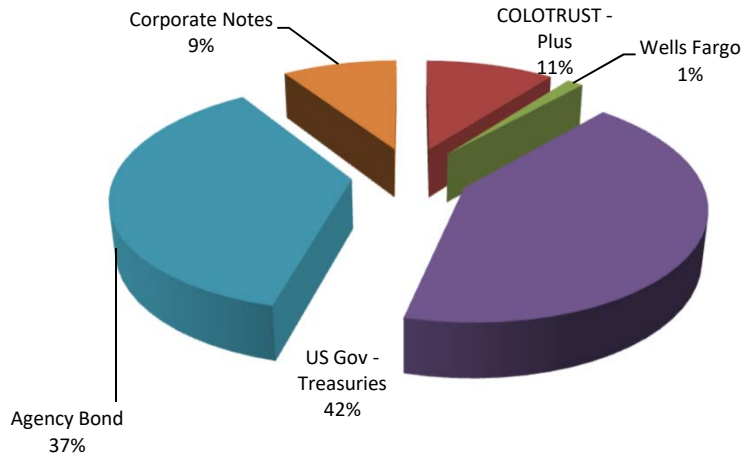
US Gov - Treasuries	47,263,543.51	42%	1.51%
Agency Bond	41,136,645.72	37%	2.30%
Corporate Notes	\$ 10,329,376	9%	2.46%
Total Externally Managed	\$ 98,729,565	88%	



Weighted Average Yield	1.94%
	Years
Effective Average Duration - External	1.48
Weighted Average Maturity - External	1.48

Total Portfolio Assets	%	Return
------------------------	---	--------

COLOTRUST - Plus	\$ 11,554,483	10%	1.78%
Wells Fargo	\$ 1,486,054	1%	0.00%
US Gov - Treasuries	\$ 47,263,544	42%	1.51%
Agency Bond	\$ 41,136,646	37%	2.30%
Corporate Notes	\$ 10,329,376	9%	2.46%
Total Portfolio Assets	\$ 111,770,102		



Weighted Average Yield	1.89%
	Years
Effective Average Duration - Total	1.50
Weighted Average Maturity - Total	1.50

Portfolio Change & Earnings	
-----------------------------	--

Beginning Balance	\$ 132,785,057
Ending Balance	\$ 111,770,102
Year to Date Income	\$ 594,478
2018 Projected Income	\$ 1,500,000