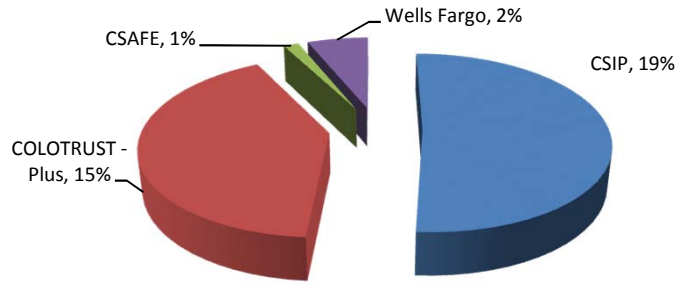


# Garfield County Treasurer

## Monthly Investment Portfolio Report

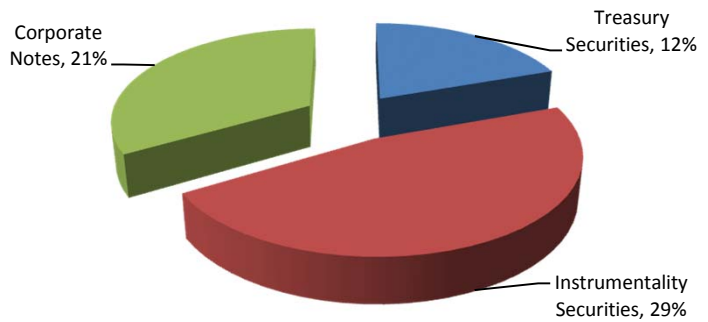
July 31, 2015

County Managed Assets		%	Return
CSIP	\$ 25,623,709	19%	0.13%
COLOTRUST - Plus	\$ 20,644,934	15%	0.17%
CSAFE	\$ 775,284	1%	0.18%
Wells Fargo	\$ 3,110,992	2%	0.00%
<b>Total Internally Managed</b>	<b>\$ 50,154,918</b>	<b>37%</b>	



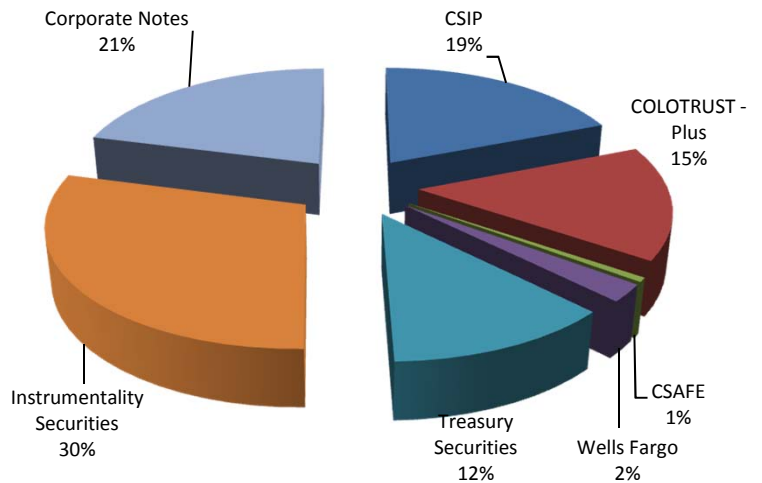
<b>Weighted Average Yield</b>	<b>0.14%</b>
	Days
Effective Average Duration - Internal	1
Weighted Average Maturity - Internal	1

Advisor Managed Assets		%	Return
Treasury Securities	\$ 16,496,291	12%	0.74%
Instrumentality Securities	\$ 39,539,385	29%	0.87%
Corporate Notes	\$ 28,164,848	21%	0.76%
<b>Total Externally Managed</b>	<b>\$ 84,200,524</b>	<b>63%</b>	



<b>Weighted Average Yield</b>	<b>0.81%</b>
	Years
Effective Average Duration - External	1.34
Weighted Average Maturity - External	1.73

Total Portfolio Assets		%	Return
CSIP	\$ 25,623,709	19%	0.13%
COLOTRUST - Plus	\$ 20,644,934	15%	0.17%
CSAFE	\$ 775,284	1%	0.18%
Wells Fargo	\$ 3,110,992	2%	0.00%
Treasury Securities	\$ 16,496,291	12%	0.74%
Instrumentality Securities	\$ 39,539,385	29%	0.87%
Corporate Notes	\$ 28,164,848	21%	0.76%
<b>Total Portfolio Assets</b>	<b>\$ 134,355,442</b>		



<b>Weighted Average Yield</b>	<b>0.56%</b>
	Years
Effective Average Duration - Total	1.21
Weighted Average Maturity - Total	1.46

Portfolio Change & Earnings	
Beginning Balance	\$ 152,392,575
Ending Balance	\$ 134,355,442
Year to Date Income	\$ 423,953 *
2015 Projected Income	\$ 775,000 *

\*Gross of Investment Advisor Fees

Note: All data for external assets was provided by the client and is believed to be accurate.

Insight Investment does not manage the external assets and this report is provided for the client's use.

