

Garfield County Treasurer

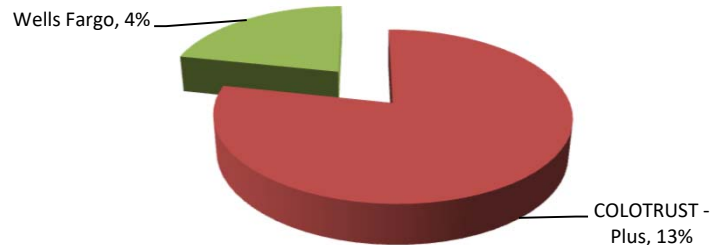
Investment Portfolio Report

As of November 30, 2018

County Managed Assets

	\$	%	Return
COLOTRUST - Plus	14,558,469	13%	2.39%
Wells Fargo	4,025,011	4%	0.00%
Total Internally Managed	\$ 18,583,480	16%	

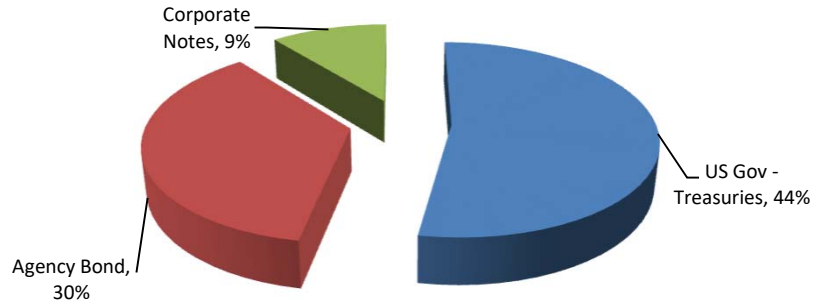
Weighted Average Yield	1.51%
	Days
Effective Average Duration - Internal	1
Weighted Average Maturity - Internal	1



Advisor Managed Assets

	\$	%	Return
US Gov - Treasuries	50,267,028.94	44%	1.49%
Agency Bond	34,534,091.77	30%	2.06%
Corporate Notes	10,329,252	9%	2.46%
Total Externally Managed	\$ 95,130,373	84%	

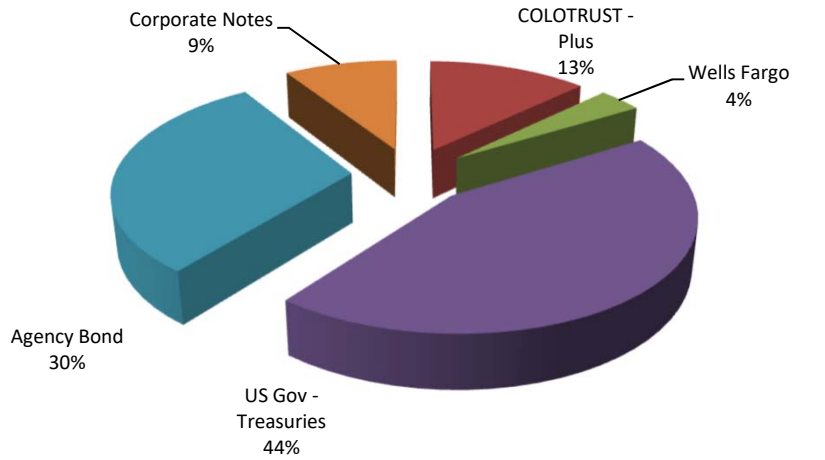
Weighted Average Yield	1.80%
	Years
Effective Average Duration - External	1.46
Weighted Average Maturity - External	1.46



Total Portfolio Assets

	\$	%	Return
COLOTRUST - Plus	14,558,469	13%	1.78%
Wells Fargo	4,025,011	4%	0.00%
US Gov - Treasuries	50,267,029	44%	1.49%
Agency Bond	34,534,092	30%	2.06%
Corporate Notes	10,329,252	9%	2.46%
Total Portfolio Assets	\$ 113,713,853		

Weighted Average Yield	1.75%
	Years
Effective Average Duration - Total	1.50
Weighted Average Maturity - Total	1.50



Portfolio Change & Earnings

Beginning Balance	\$	132,785,057	
Ending Balance	\$	113,713,853	
Year to Date Income	\$	2,148,344	
2018 Projected Income	\$	1,500,000	

