

# Garfield County Treasurer

## Monthly Investment Portfolio Report

### October 31, 2016

#### County Managed Assets

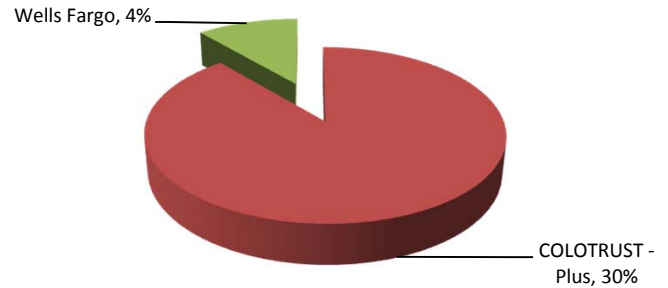
			%	Return
COLOTRUST - Plus	\$	37,736,388	30%	0.82%
Wells Fargo	\$	4,745,534	4%	0.00%
<b>Total Internally Managed</b>	<b>\$</b>	<b>42,481,922</b>	<b>33%</b>	

**Weighted Average Yield** **0.73%**

Days

Effective Average Duration - Internal 1

Weighted Average Maturity - Internal 1



#### Advisor Managed Assets

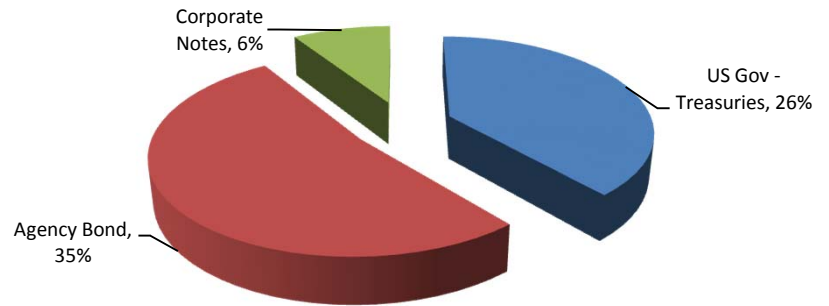
			%	Return
US Gov - Treasuries	\$	32,682,511	26%	1.01%
Agency Bond	\$	44,084,408	35%	0.96%
Corporate Notes	\$	7,738,189	6%	1.25%
<b>Total Externally Managed</b>	<b>\$</b>	<b>84,505,108</b>	<b>67%</b>	

**Weighted Average Yield** **1.00%**

Years

Effective Average Duration - External 1.90

Weighted Average Maturity - External 1.90



#### Total Portfolio Assets

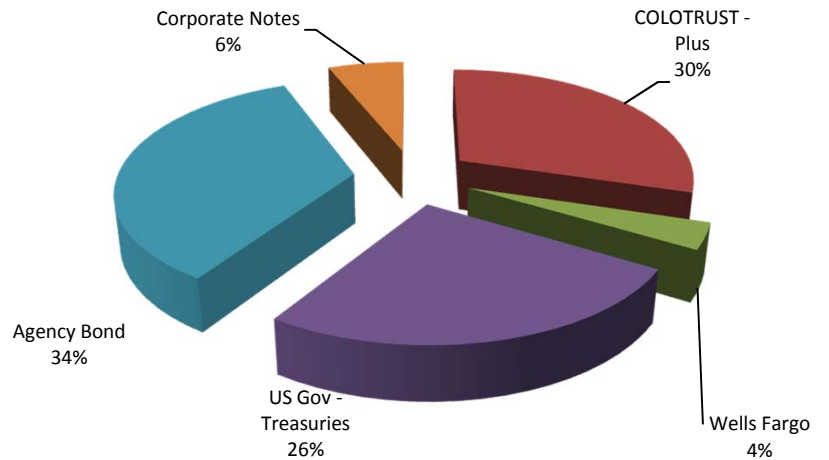
			%	Return
COLOTRUST - Plus	\$	37,736,388	30%	0.82%
Wells Fargo	\$	4,745,534	4%	0.00%
US Gov - Treasuries	\$	32,682,511	26%	1.01%
Agency Bond	\$	44,084,408	35%	0.96%
Corporate Notes	\$	7,738,189	6%	1.25%
<b>Total Portfolio Assets</b>	<b>\$</b>	<b>126,987,030</b>		

**Weighted Average Yield** **0.91%**

Years

Effective Average Duration - Total 1.90

Weighted Average Maturity - Total 1.90



#### Portfolio Change & Earnings

Beginning Balance	\$	124,388,486
Ending Balance	\$	126,987,030
Year to Date Income	\$	1,057,198
2016 Projected Income	\$	775,000