

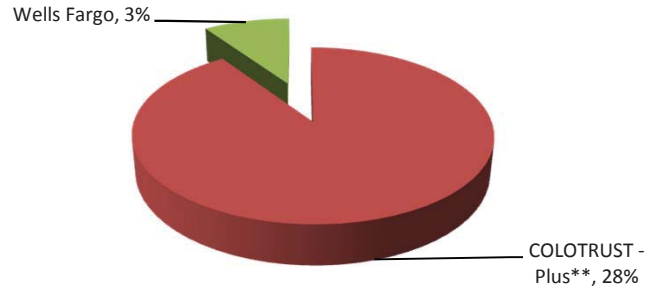
# Garfield County Treasurer

## Monthly Investment Portfolio Report

### October, 2017

#### County Managed Assets

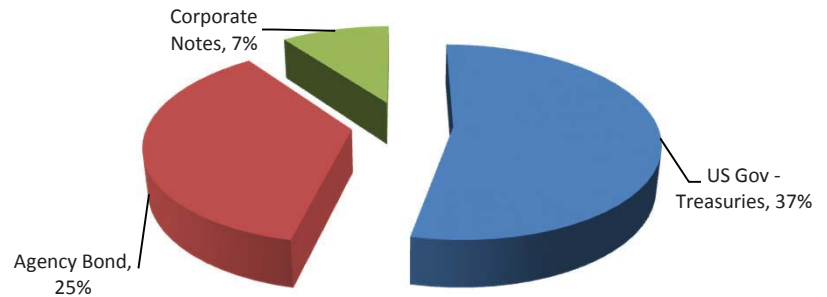
		%	Return
COLOTRUST - Plus**	\$ 36,338,848	28%	1.27%
Wells Fargo	\$ 3,811,775	3%	0.00%
<b>Total Internally Managed</b>	<b>\$ 40,150,623</b>	<b>31%</b>	



<b>Weighted Average Yield</b>	<b>1.15%</b>
	Days
Effective Average Duration - Internal	1
Weighted Average Maturity - Internal	1

#### Advisor Managed Assets

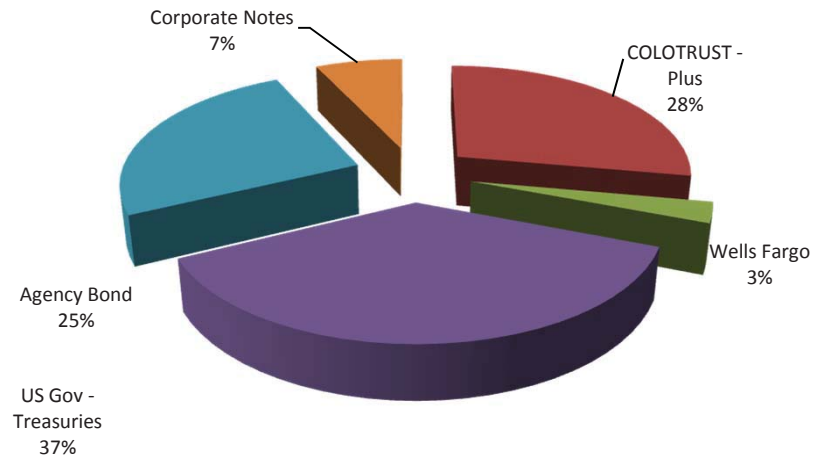
		%	Return
US Gov - Treasuries	48,341,509.00	37%	1.22%
Agency Bond	32,939,184.50	25%	1.04%
Corporate Notes	\$ 9,143,670	7%	1.33%
<b>Total Externally Managed</b>	<b>\$ 90,424,364</b>	<b>69%</b>	



<b>Weighted Average Yield</b>	<b>1.16%</b>
	Years
Effective Average Duration - External	1.48
Weighted Average Maturity - External	1.48

#### Total Portfolio Assets

		%	Return
COLOTRUST - Plus	\$ 36,338,848	28%	1.24%
Wells Fargo	\$ 3,811,775	3%	0.00%
US Gov - Treasuries	\$ 48,341,509	37%	1.22%
Agency Bond	\$ 32,939,185	25%	1.04%
Corporate Notes	\$ 9,143,670	7%	1.33%
<b>Total Portfolio Assets</b>	<b>\$ 130,574,987</b>		



<b>Weighted Average Yield</b>	<b>1.16%</b>
	Years
Effective Average Duration - Total	1.36
Weighted Average Maturity - Total	1.36

#### Portfolio Change & Earnings

Beginning Balance	\$ 132,785,057
Ending Balance	\$ 130,574,987
Year to Date Income	\$ 1,565,040
2017 Projected Income	\$ 1,000,000

\*\* DHS Restricted Fund Balance comprises \$19 million of the \$35.1 million held in Colostrust