

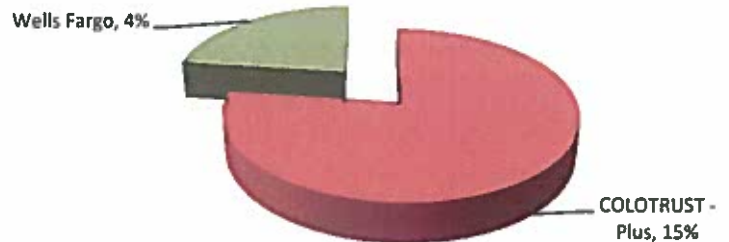
# Garfield County Treasurer

## Investment Portfolio Report

### As of September 30, 2018

#### County Managed Assets


			%	Return
COLOTRUST - Plus	\$	17,942,054	15%	2.25%
Wells Fargo	\$	5,353,466	4%	0.00%
<b>Total Internally Managed</b>	<b>\$</b>	<b>23,295,520</b>	<b>19%</b>	



<b>Weighted Average Yield</b>	<b>1.51%</b>
	Days
Effective Average Duration - Internal	1
Weighted Average Maturity - Internal	1

#### Advisor Managed Assets

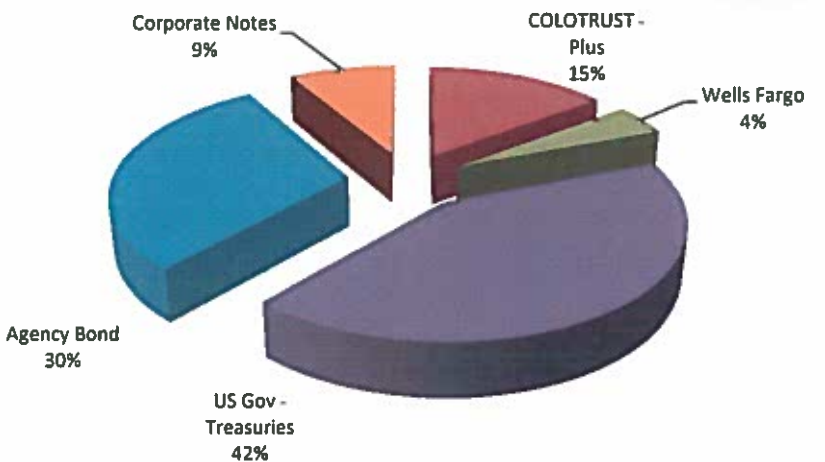
			%	Return
US Gov - Treasuries		51,636,167.71	42%	1.37%
Agency Bond		36,561,450.00	30%	1.79%
Corporate Notes	\$	10,329,017	8%	2.46%
<b>Total Externally Managed</b>	<b>\$</b>	<b>98,526,635</b>	<b>81%</b>	



<b>Weighted Average Yield</b>	<b>1.64%</b>
	Years
Effective Average Duration - External	1.40
Weighted Average Maturity - External	1.40

#### Total Portfolio Assets

			%	Return
COLOTRUST - Plus	\$	17,942,054	15%	1.78%
Wells Fargo	\$	5,353,466	4%	0.00%
US Gov - Treasuries	\$	51,636,168	42%	1.37%
Agency Bond	\$	36,561,450	30%	1.79%
Corporate Notes	\$	10,329,017	8%	2.46%
<b>Total Portfolio Assets</b>	<b>\$</b>	<b>121,822,154</b>		



<b>Weighted Average Yield</b>	<b>1.62%</b>
	Years
Effective Average Duration - Total	1.50
Weighted Average Maturity - Total	1.50

#### Portfolio Change & Earnings

Beginning Balance	\$	132,785,057
Ending Balance	\$	121,822,154
Year to Date Income	\$	1,732,337
2018 Projected Income	\$	1,500,000