

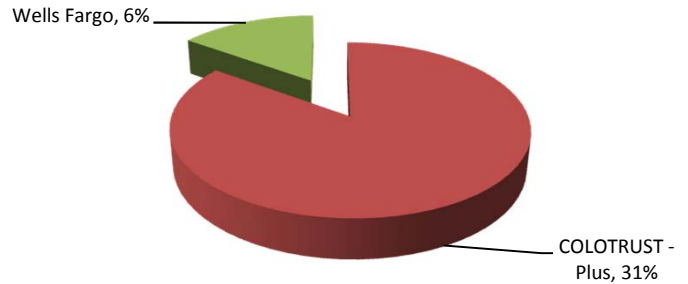
Garfield County Treasurer

Monthly Investment Portfolio Report

September 30, 2016

County Managed Assets

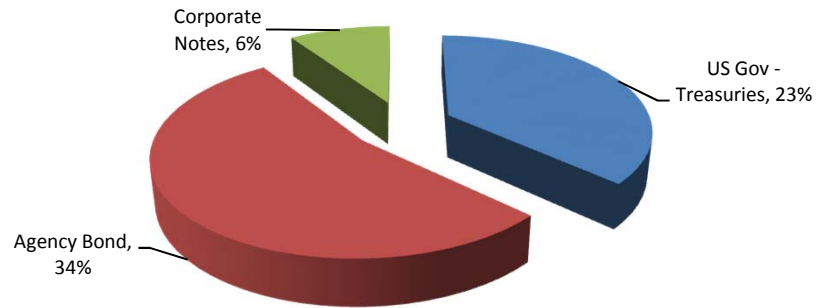
	\$	%	Return
COLOTRUST - Plus	40,838,054	31%	0.76%
Wells Fargo	7,223,983	6%	0.00%
Total Internally Managed	\$ 48,062,037	37%	



Weighted Average Yield	0.65%
	Days
Effective Average Duration - Internal	1
Weighted Average Maturity - Internal	1

Advisor Managed Assets

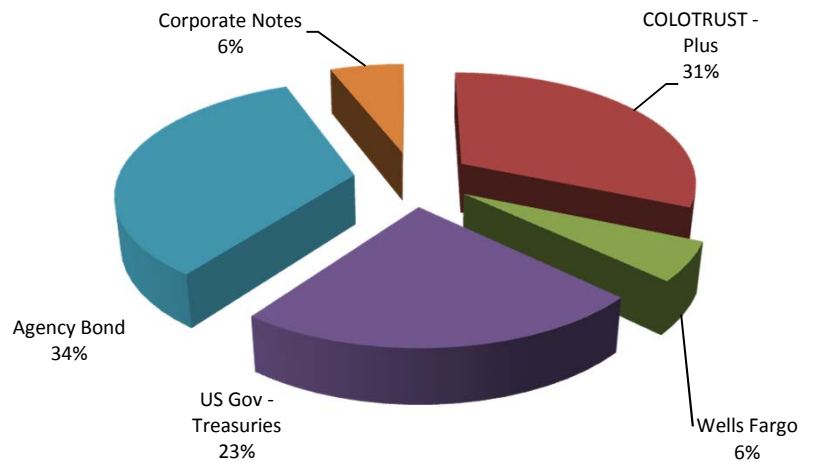
	\$	%	Return
US Gov - Treasuries	30,161,953	23%	1.01%
Agency Bond	44,097,865	34%	0.97%
Corporate Notes	7,746,237	6%	1.25%
Total Externally Managed	\$ 82,006,055	63%	



Weighted Average Yield	1.01%
	Years
Effective Average Duration - External	1.90
Weighted Average Maturity - External	1.90

Total Portfolio Assets

	\$	%	Return
COLOTRUST - Plus	40,838,054	31%	0.76%
Wells Fargo	7,223,983	6%	0.00%
US Gov - Treasuries	30,161,953	23%	1.01%
Agency Bond	44,097,865	34%	0.97%
Corporate Notes	7,746,237	6%	1.25%
Total Portfolio Assets	\$ 130,068,092		



Weighted Average Yield	0.88%
	Years
Effective Average Duration - Total	1.90
Weighted Average Maturity - Total	1.90

Portfolio Change & Earnings

Beginning Balance	\$ 124,388,486
Ending Balance	\$ 130,068,092
Year to Date Income	\$ 940,706
2016 Projected Income	\$ 775,000

