

Garfield County Treasurer

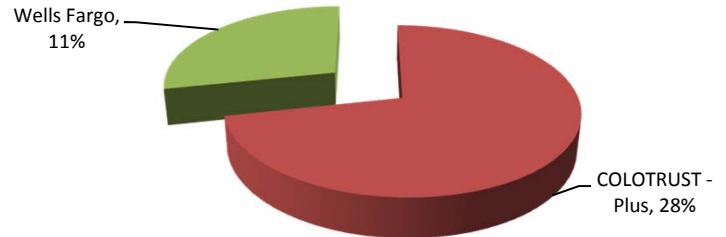
Monthly Investment Portfolio Report

August 31, 2016

County Managed Assets

	\$	%	Return
COLOTRUST - Plus	37,081,172	28%	0.70%
Wells Fargo	14,662,381	11%	0.00%
Total Internally Managed	\$ 51,743,553	39%	

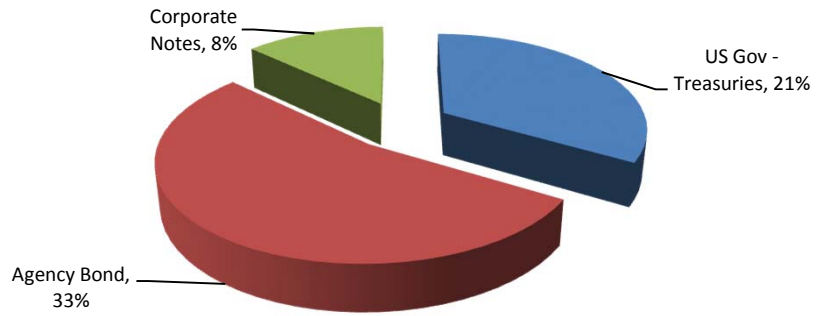
Weighted Average Yield	0.50%
	Days
Effective Average Duration - Internal	1
Weighted Average Maturity - Internal	1



Advisor Managed Assets

	\$	%	Return
US Gov - Treasuries	27,567,448	21%	0.98%
Agency Bond	44,110,772	33%	0.96%
Corporate Notes	10,754,025	8%	1.49%
Total Externally Managed	\$ 82,432,245	61%	

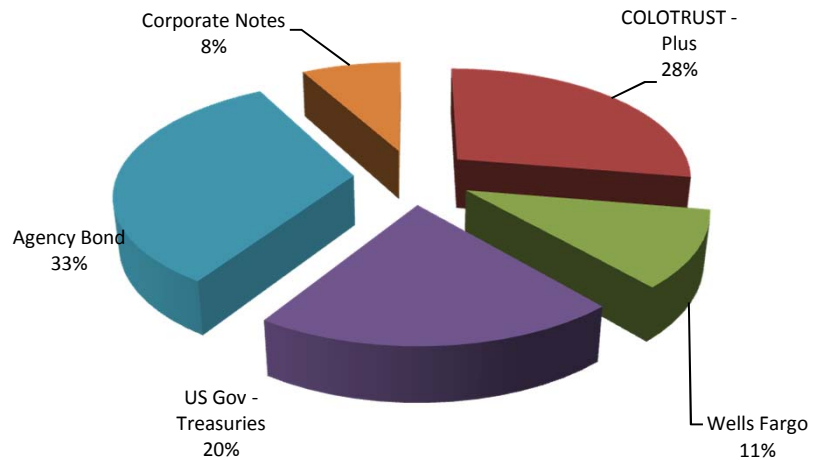
Weighted Average Yield	1.04%
	Years
Effective Average Duration - External	1.56
Weighted Average Maturity - External	1.60



Total Portfolio Assets

	\$	%	Return
COLOTRUST - Plus	37,081,172	28%	0.70%
Wells Fargo	14,662,381	11%	0.00%
US Gov - Treasuries	27,567,448	21%	0.98%
Agency Bond	44,110,772	33%	0.96%
Corporate Notes	10,754,025	8%	1.49%
Total Portfolio Assets	\$ 134,175,798		

Weighted Average Yield	0.83%
	Years
Effective Average Duration - Total	1.07
Weighted Average Maturity - Total	1.37



Portfolio Change & Earnings

Beginning Balance	\$ 124,388,486
Ending Balance	\$ 134,175,798
Year to Date Income	\$ 823,405
2016 Projected Income	\$ 775,000

