

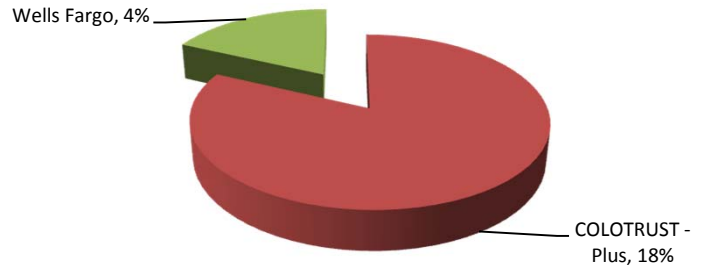
# Garfield County Treasurer

## Investment Portfolio Report

### As of August 31, 2018

#### County Managed Assets

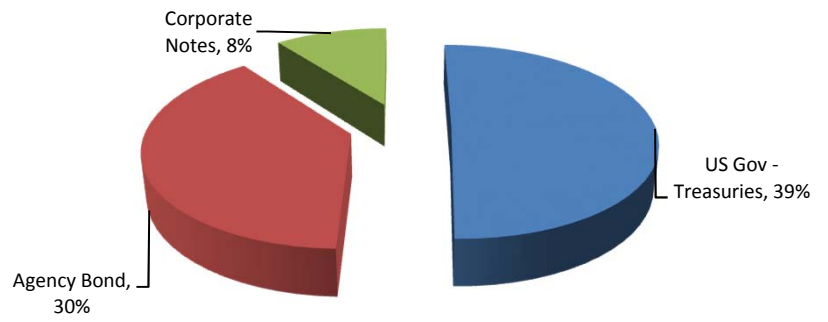
	\$		%	Return
COLOTRUST - Plus	23,123,746	18%		2.23%
Wells Fargo	5,083,597	4%		0.00%
<b>Total Internally Managed</b>	<b>\$ 28,207,343</b>	<b>22%</b>		



<b>Weighted Average Yield</b>	<b>1.51%</b>
	Days
Effective Average Duration - Internal	1
Weighted Average Maturity - Internal	1

#### Advisor Managed Assets

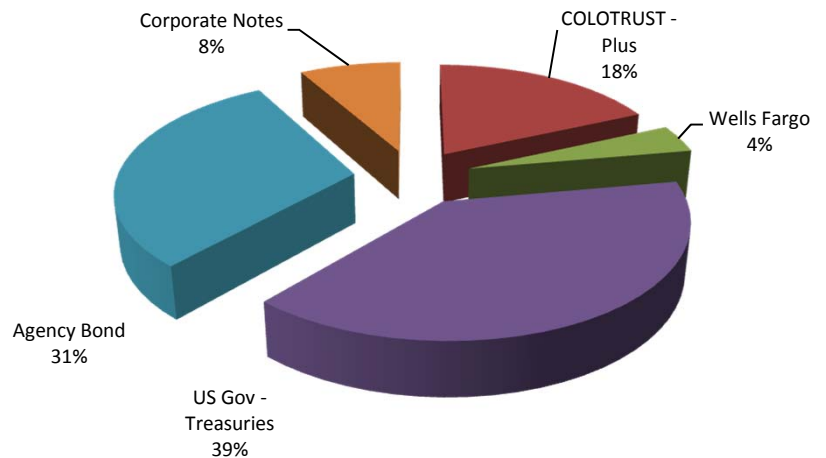
	\$		%	Return
US Gov - Treasuries	49,687,802.00	39%		1.31%
Agency Bond	38,569,712.00	30%		1.76%
Corporate Notes	\$ 10,329,017	8%		2.46%
<b>Total Externally Managed</b>	<b>\$ 98,586,531</b>	<b>78%</b>		



<b>Weighted Average Yield</b>	<b>1.61%</b>
	Years
Effective Average Duration - External	1.40
Weighted Average Maturity - External	1.40

#### Total Portfolio Assets

	\$		%	Return
COLOTRUST - Plus	23,123,746	18%		1.78%
Wells Fargo	5,083,597	4%		0.00%
US Gov - Treasuries	49,687,802	39%		1.31%
Agency Bond	38,569,712	30%		1.76%
Corporate Notes	\$ 10,329,017	8%		2.46%
<b>Total Portfolio Assets</b>	<b>\$ 126,793,874</b>			



<b>Weighted Average Yield</b>	<b>1.59%</b>
	Years
Effective Average Duration - Total	1.50
Weighted Average Maturity - Total	1.50

#### Portfolio Change & Earnings

Beginning Balance	\$ 132,785,057
Ending Balance	\$ 126,793,874
Year to Date Income	\$ 1,437,716
2018 Projected Income	\$ 1,500,000

