

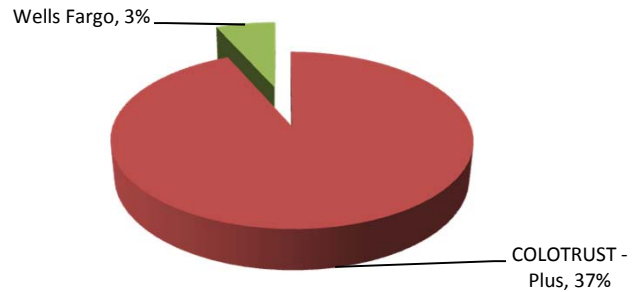
# Garfield County Treasurer

## Monthly Investment Portfolio Report

### June 30, 2016

#### County Managed Assets

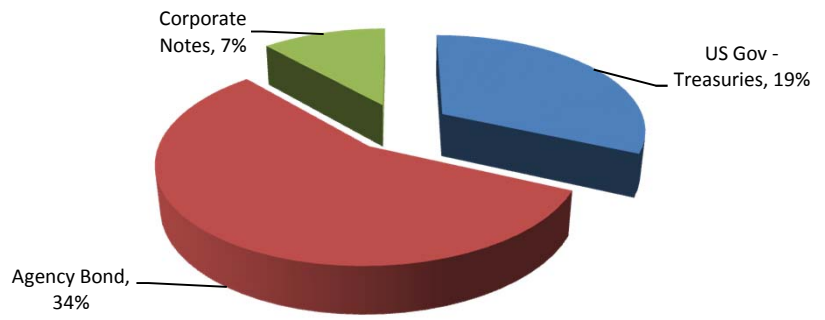
	\$	%	Return
COLOTRUST - Plus	57,539,612	37%	0.60%
Wells Fargo	4,057,100	3%	0.00%
<b>Total Internally Managed</b>	<b>\$ 61,596,713</b>	<b>40%</b>	



<b>Weighted Average Yield</b>	<b>0.56%</b>
	Days
Effective Average Duration - Internal	1
Weighted Average Maturity - Internal	1

#### Advisor Managed Assets

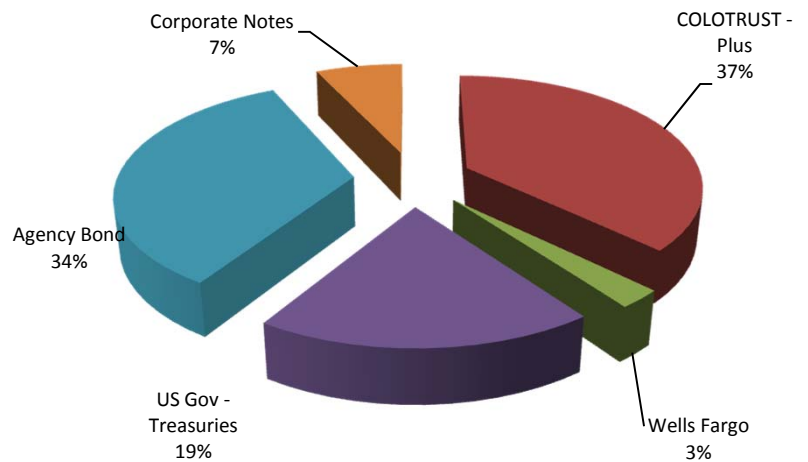
	\$	%	Return
US Gov - Treasuries	29,514,961	19%	0.95%
Agency Bond	52,636,712	34%	0.94%
Corporate Notes	10,776,543	7%	1.05%
<b>Total Externally Managed</b>	<b>\$ 92,928,215</b>	<b>60%</b>	



<b>Weighted Average Yield</b>	<b>0.95%</b>
	Years
Effective Average Duration - External	1.28
Weighted Average Maturity - External	1.32

#### Total Portfolio Assets

	\$	%	Return
COLOTRUST - Plus	57,539,612	37%	0.60%
Wells Fargo	4,057,100	3%	0.00%
US Gov - Treasuries	29,514,961	19%	0.95%
Agency Bond	52,636,712	34%	0.94%
Corporate Notes	10,776,543	7%	1.05%
<b>Total Portfolio Assets</b>	<b>\$ 154,524,928</b>		



<b>Weighted Average Yield</b>	<b>0.80%</b>
	Years
Effective Average Duration - Total	0.80
Weighted Average Maturity - Total	1.19

#### Portfolio Change & Earnings

Beginning Balance	\$ 124,388,486
Ending Balance	\$ 154,524,928
Year to Date Income	\$ 594,094
2016 Projected Income	\$ 775,000

