

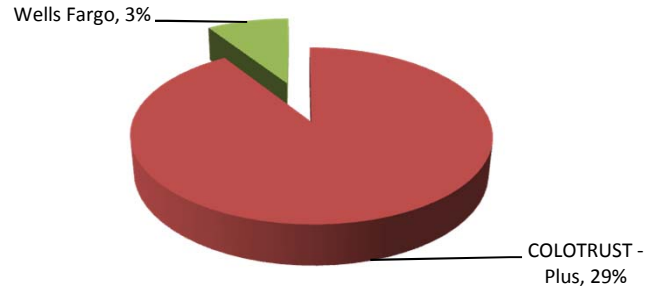
Garfield County Treasurer

Monthly Investment Portfolio Report

June, 2018

County Managed Assets

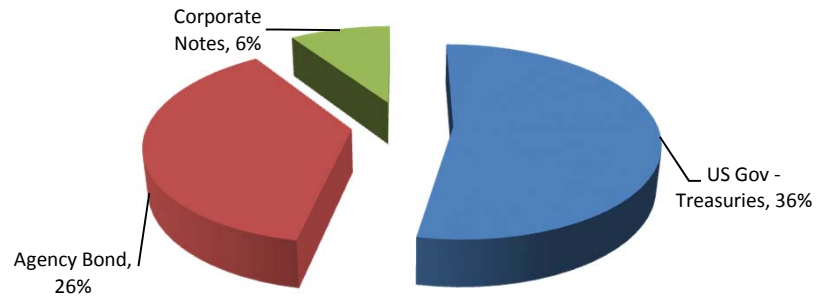
	\$	%	Return
COLOTRUST - Plus	41,503,379	29%	2.14%
Wells Fargo	4,146,081	3%	0.00%
Total Internally Managed	\$ 45,649,460	31%	



Weighted Average Yield	1.51%
	Days
Effective Average Duration - Internal	1
Weighted Average Maturity - Internal	1

Advisor Managed Assets

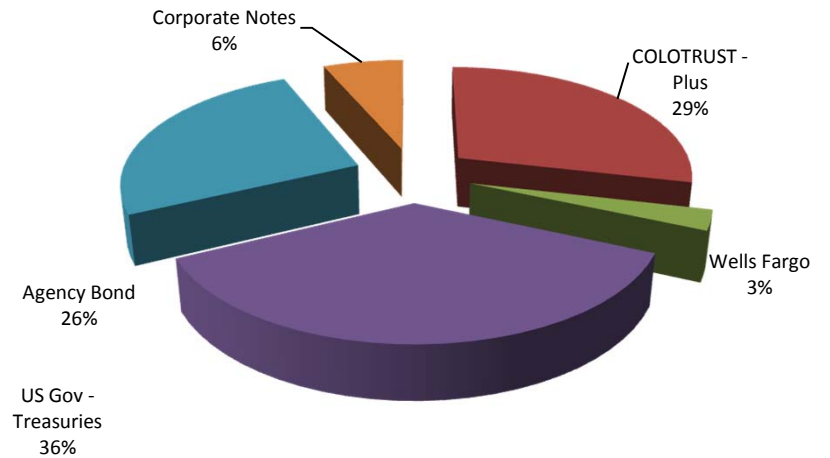
	\$	%	Return
US Gov - Treasuries	52,700,647.28	36%	1.30%
Agency Bond	37,289,234.10	26%	1.73%
Corporate Notes	9,335,443	6%	2.16%
Total Externally Managed	\$ 99,325,324	69%	



Weighted Average Yield	1.54%
	Years
Effective Average Duration - External	1.50
Weighted Average Maturity - External	1.50

Total Portfolio Assets

	\$	%	Return
COLOTRUST - Plus	41,503,379	29%	1.78%
Wells Fargo	4,146,081	3%	0.00%
US Gov - Treasuries	52,700,647	36%	1.30%
Agency Bond	37,289,234	26%	1.73%
Corporate Notes	9,335,443	6%	2.16%
Total Portfolio Assets	\$ 144,974,784		



Weighted Average Yield	1.53%
	Years
Effective Average Duration - Total	1.50
Weighted Average Maturity - Total	1.50

Portfolio Change & Earnings

Beginning Balance	\$ 132,785,057
Ending Balance	\$ 144,974,784
Year to Date Income	\$ 1,157,936
2018 Projected Income	\$ 1,500,000

