

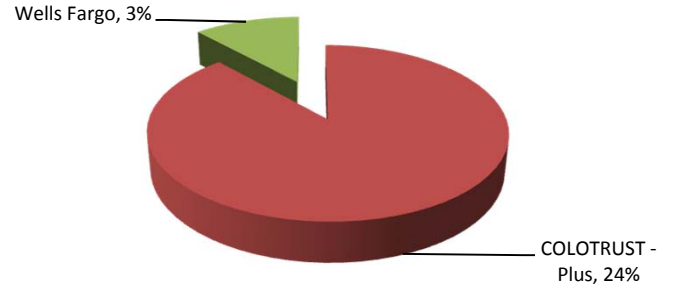
Garfield County Treasurer

Monthly Investment Portfolio Report

June, 2017

County Managed Assets

	\$	%	Return
COLOTRUST - Plus	32,378,456	24%	1.09%
Wells Fargo	4,276,091	3%	0.00%
Total Internally Managed	36,654,547	28%	



Weighted Average Yield **0.96%**

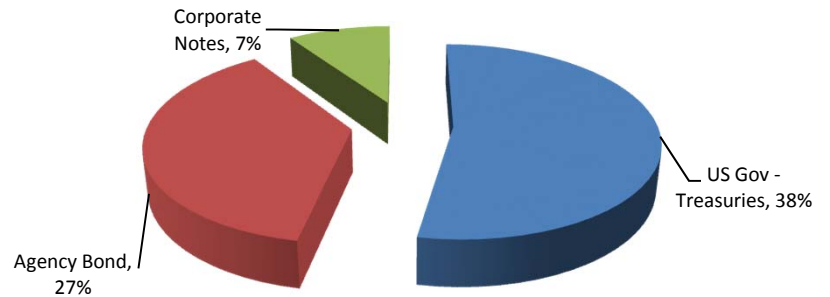
Days

Effective Average Duration - Internal 1

Weighted Average Maturity - Internal 1

Advisor Managed Assets

	\$	%	Return
US Gov - Treasuries	50,966,592	38%	1.13%
Agency Bond	35,987,644	27%	1.00%
Corporate Notes	9,176,274	7%	1.33%
Total Externally Managed	96,130,509	72%	



Weighted Average Yield **1.10%**

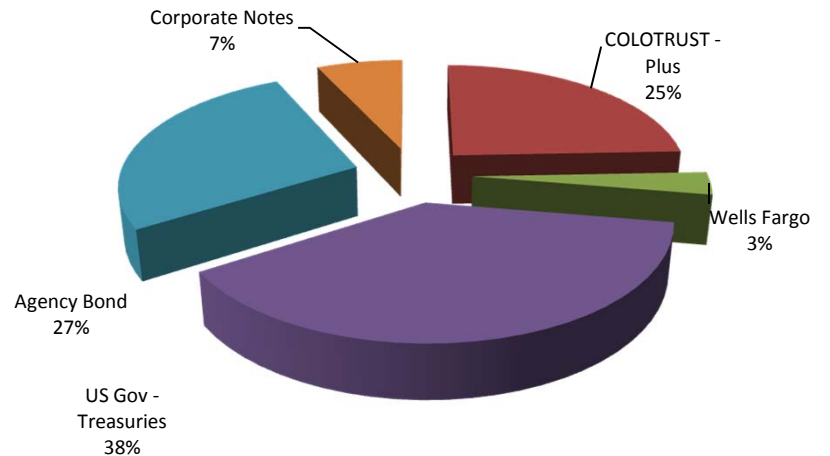
Years

Effective Average Duration - External 1.60

Weighted Average Maturity - External 1.60

Total Portfolio Assets

	\$	%	Return
COLOTRUST - Plus	32,378,456	24%	0.92%
Wells Fargo	4,276,091	3%	0.00%
US Gov - Treasuries	50,966,592	38%	1.13%
Agency Bond	35,987,644	27%	1.00%
Corporate Notes	9,176,274	7%	1.33%
Total Portfolio Assets	132,785,057		



Weighted Average Yield **1.06%**

Years

Effective Average Duration - Total 1.70

Weighted Average Maturity - Total 1.70

Portfolio Change & Earnings

Beginning Balance	\$	124,388,486
Ending Balance	\$	132,785,057
Year to Date Income	\$	903,252
2017 Projected Income	\$	1,000,000

