

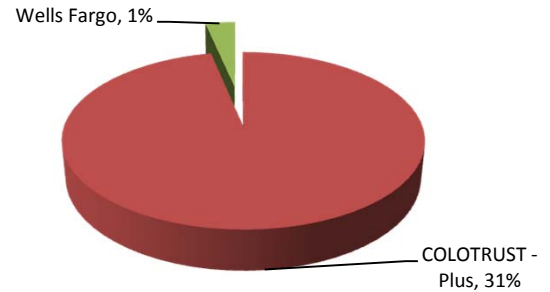
Garfield County Treasurer

Monthly Investment Portfolio Report

May 31, 2016

County Managed Assets

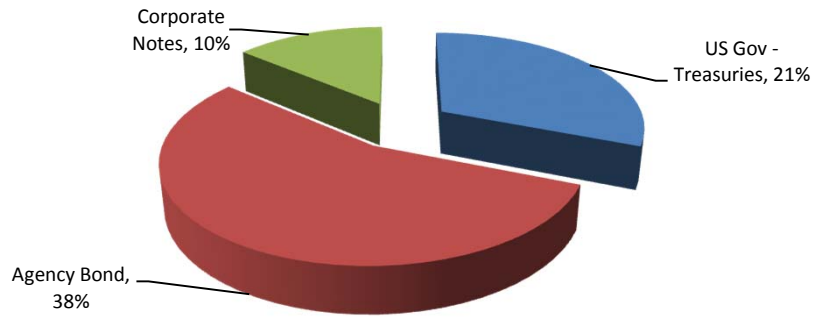
	\$	%	Return
COLOTRUST - Plus	42,714,760	31%	0.57%
Wells Fargo	1,451,835	1%	0.00%
Total Internally Managed	\$ 44,166,595	32%	



Weighted Average Yield	0.55%
	Days
Effective Average Duration - Internal	1
Weighted Average Maturity - Internal	1

Advisor Managed Assets

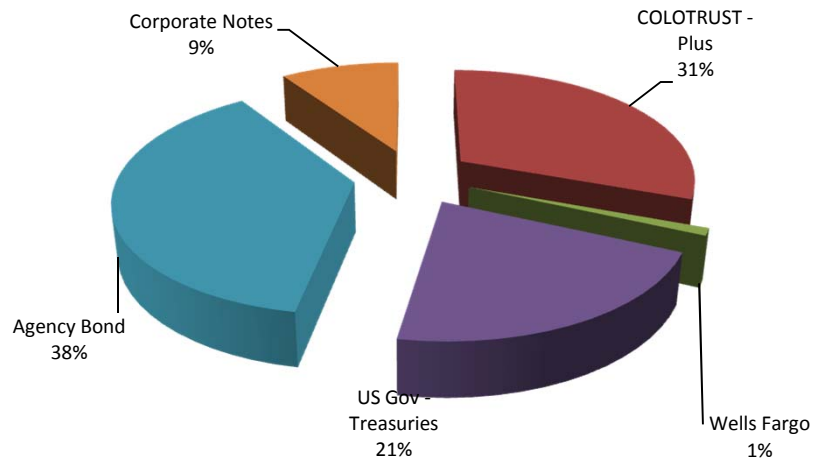
	\$	%	Return
US Gov - Treasuries	29,532,109	21%	0.95%
Agency Bond	52,649,055	38%	0.93%
Corporate Notes	13,287,266	10%	0.99%
Total Externally Managed	\$ 95,468,429	68%	



Weighted Average Yield	0.94%
	Years
Effective Average Duration - External	1.28
Weighted Average Maturity - External	1.32

Total Portfolio Assets

	\$	%	Return
COLOTRUST - Plus	42,714,760	31%	0.57%
Wells Fargo	1,451,835	1%	0.00%
US Gov - Treasuries	29,532,109	21%	0.95%
Agency Bond	52,649,055	38%	0.93%
Corporate Notes	13,287,266	10%	0.99%
Total Portfolio Assets	\$ 139,635,024		



Weighted Average Yield	0.82%
	Years
Effective Average Duration - Total	0.89
Weighted Average Maturity - Total	1.22

Portfolio Change & Earnings

Beginning Balance	\$ 124,388,486
Ending Balance	\$ 139,635,024
Year to Date Income	\$ 528,753
2016 Projected Income	\$ 775,000

