

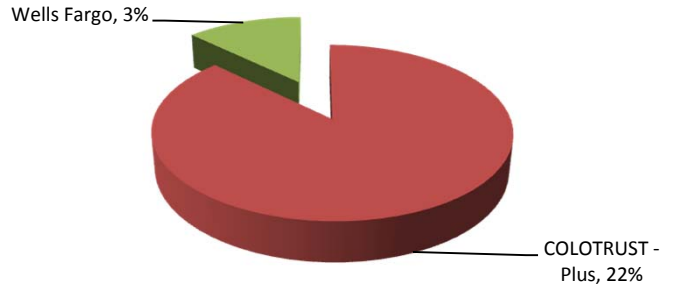
Garfield County Treasurer

Monthly Investment Portfolio Report

May, 2017

County Managed Assets


	\$	%	Return
COLOTRUST - Plus	28,607,953	22%	1.01%
Wells Fargo	4,168,917	3%	0.00%
Total Internally Managed	\$ 32,776,870	25%	



Weighted Average Yield	0.88%
	Days
Effective Average Duration - Internal	1
Weighted Average Maturity - Internal	1

Advisor Managed Assets

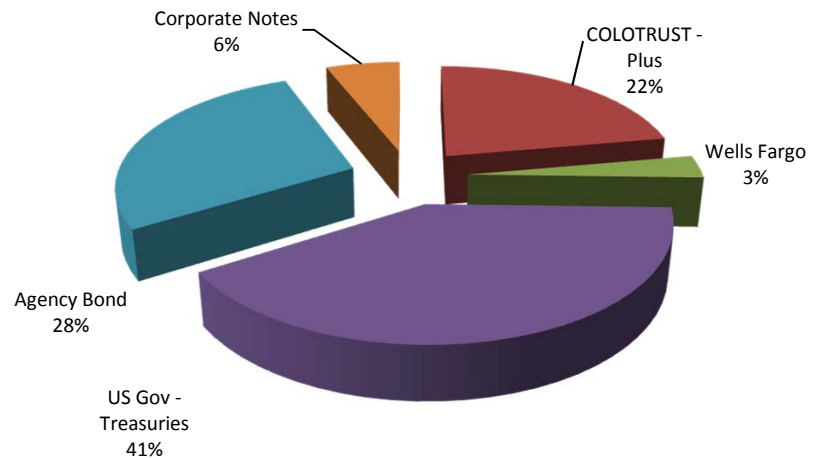
	\$	%	Return
US Gov - Treasuries	52,488,960	41%	1.10%
Agency Bond	35,999,416	28%	1.00%
Corporate Notes	7,682,189	6%	1.25%
Total Externally Managed	\$ 96,170,565	75%	



Weighted Average Yield	1.07%
	Years
Effective Average Duration - External	1.60
Weighted Average Maturity - External	1.60

Total Portfolio Assets

	\$	%	Return
COLOTRUST - Plus	28,607,953	22%	0.92%
Wells Fargo	4,168,917	3%	0.00%
US Gov - Treasuries	52,488,960	41%	1.10%
Agency Bond	35,999,416	28%	1.00%
Corporate Notes	7,682,189	6%	1.25%
Total Portfolio Assets	\$ 128,947,435		



Weighted Average Yield	1.03%
	Years
Effective Average Duration - Total	1.70
Weighted Average Maturity - Total	1.70

Portfolio Change & Earnings

Beginning Balance	\$ 124,388,486
Ending Balance	\$ 128,947,435
Year to Date Income	\$ 742,557
2017 Projected Income	\$ 1,000,000

