

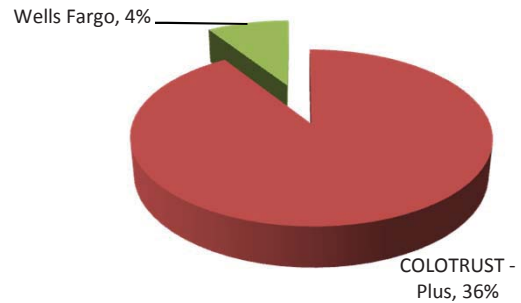
Garfield County Treasurer

Monthly Investment Portfolio Report

April 30, 2016

County Managed Assets

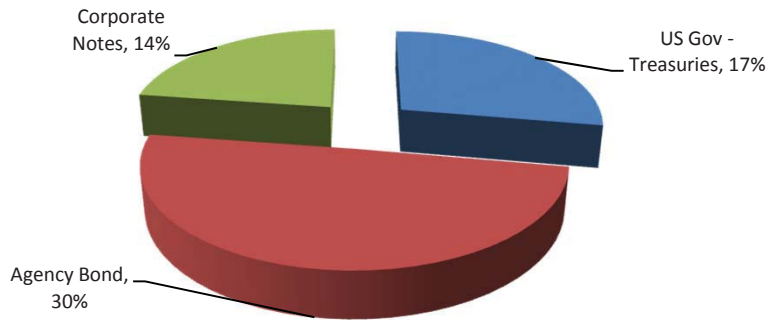
	\$	%	Return
COLOTRUST - Plus	57,762,884	36%	0.56%
Wells Fargo	5,748,760	4%	0.00%
Total Internally Managed	\$ 63,511,644	40%	



Weighted Average Yield	0.51%
	Days
Effective Average Duration - Internal	1
Weighted Average Maturity - Internal	1

Advisor Managed Assets

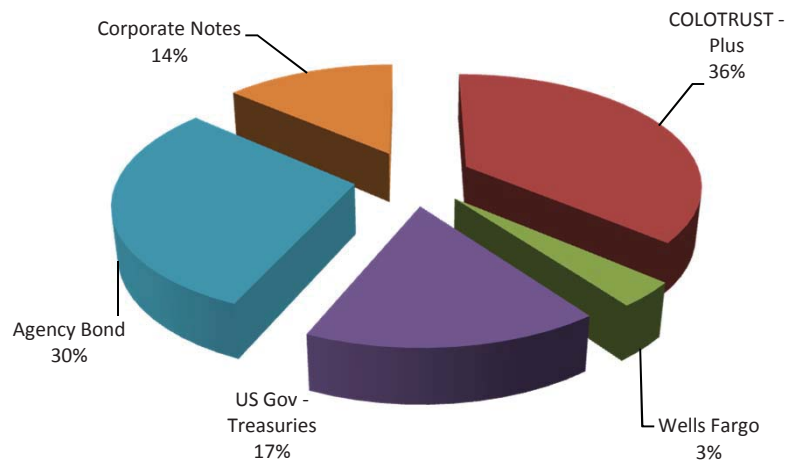
	\$	%	Return
US Gov - Treasuries	26,587,653	17%	0.83%
Agency Bond	47,558,542	30%	0.92%
Corporate Notes	21,799,135	14%	0.86%
Total Externally Managed	\$ 95,945,330	60%	



Weighted Average Yield	0.88%
	Years
Effective Average Duration - External	1.28
Weighted Average Maturity - External	1.32

Total Portfolio Assets

	\$	%	Return
COLOTRUST - Plus	57,762,884	36%	0.56%
Wells Fargo	5,748,760	4%	0.00%
US Gov - Treasuries	26,587,653	17%	0.83%
Agency Bond	47,558,542	30%	0.92%
Corporate Notes	21,799,135	14%	0.86%
Total Portfolio Assets	\$ 159,456,974		



Weighted Average Yield	0.73%
	Years
Effective Average Duration - Total	0.81
Weighted Average Maturity - Total	1.19

Portfolio Change & Earnings

Beginning Balance	\$ 124,388,486
Ending Balance	\$ 159,456,974
Year to Date Income	\$ 355,050
2016 Projected Income	\$ 775,000