

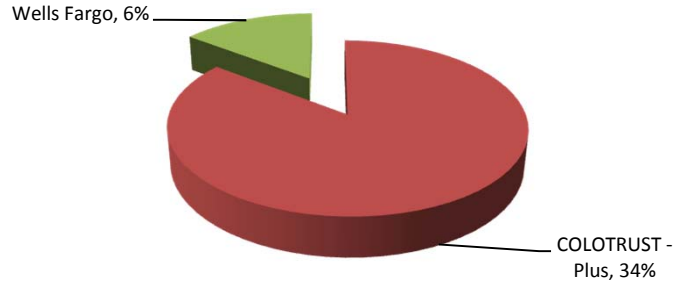
Garfield County Treasurer

Monthly Investment Portfolio Report

April, 2017

County Managed Assets


	\$	%	Return
COLOTRUST - Plus	54,868,076	34%	1.01%
Wells Fargo	9,353,604	6%	0.00%
Total Internally Managed	\$ 64,221,680	39%	



Weighted Average Yield	0.86%
	Days
Effective Average Duration - Internal	1
Weighted Average Maturity - Internal	1

Advisor Managed Assets

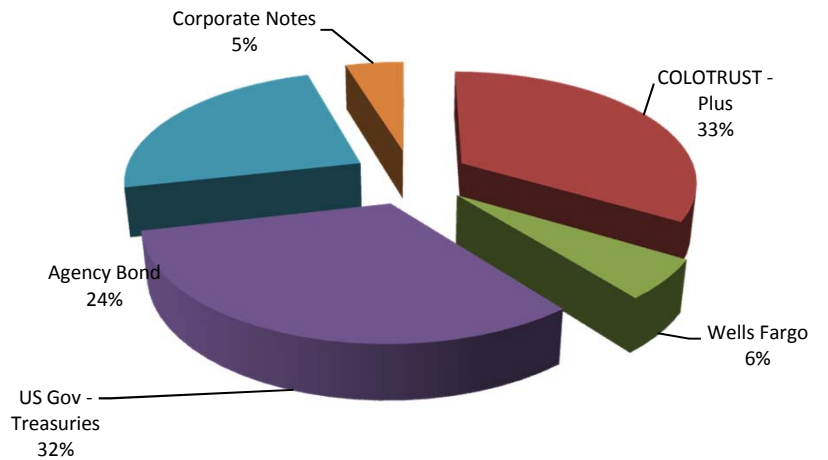
	\$	%	Return
US Gov - Treasuries	52,511,874	32%	1.10%
Agency Bond	39,011,568	24%	1.00%
Corporate Notes	7,690,408	5%	1.25%
Total Externally Managed	\$ 99,213,850	61%	



Weighted Average Yield	1.07%
	Years
Effective Average Duration - External	1.60
Weighted Average Maturity - External	1.60

Total Portfolio Assets

	\$	%	Return
COLOTRUST - Plus	54,868,076	34%	0.92%
Wells Fargo	9,353,604	6%	0.00%
US Gov - Treasuries	52,511,874	32%	1.10%
Agency Bond	39,011,568	24%	1.00%
Corporate Notes	7,690,408	5%	1.25%
Total Portfolio Assets	\$ 163,435,530		



Weighted Average Yield	0.99%
	Years
Effective Average Duration - Total	1.70
Weighted Average Maturity - Total	1.70

Portfolio Change & Earnings

Beginning Balance	\$ 124,388,486
Ending Balance	\$ 163,435,530
Year to Date Income	\$ 575,244
2017 Projected Income	\$ 1,000,000

