

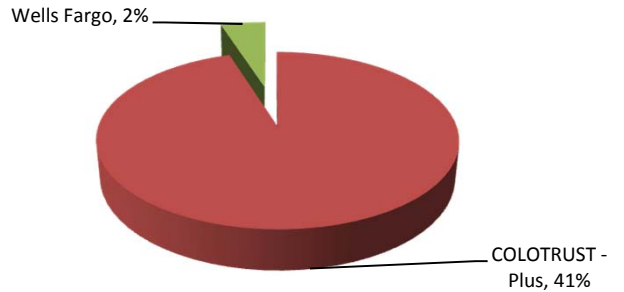
# Garfield County Treasurer

## Monthly Investment Portfolio Report

### February, 2018

#### County Managed Assets

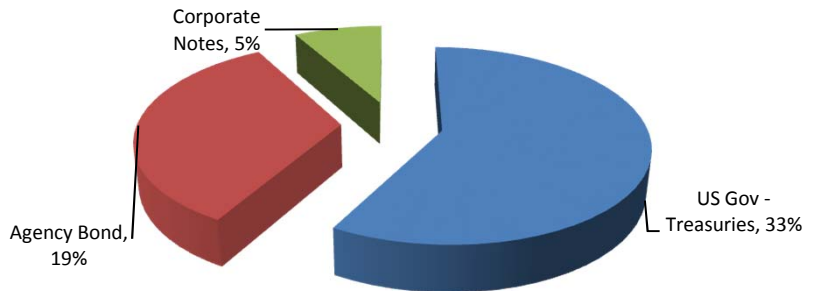
			%	Return
COLOTRUST - Plus	\$	63,169,356	41%	1.62%
Wells Fargo	\$	3,268,132	2%	0.00%
<b>Total Internally Managed</b>	<b>\$</b>	<b>66,437,488</b>	<b>43%</b>	



<b>Weighted Average Yield</b>	<b>1.51%</b>
	Days
Effective Average Duration - Internal	1
Weighted Average Maturity - Internal	1

#### Advisor Managed Assets

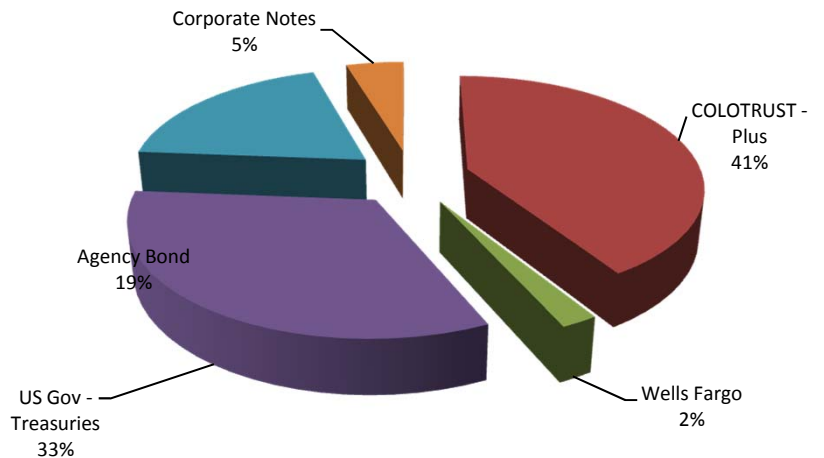
			%	Return
US Gov - Treasuries		50,765,985.61	33%	1.26%
Agency Bond		29,396,726.79	19%	1.18%
Corporate Notes	\$	7,141,812	5%	1.50%
<b>Total Externally Managed</b>	<b>\$</b>	<b>87,304,524</b>	<b>57%</b>	



<b>Weighted Average Yield</b>	<b>1.25%</b>
	Years
Effective Average Duration - External	1.50
Weighted Average Maturity - External	1.50

#### Total Portfolio Assets

			%	Return
COLOTRUST - Plus	\$	63,169,356	41%	1.51%
Wells Fargo	\$	3,268,132	2%	0.00%
US Gov - Treasuries	\$	50,765,986	33%	1.26%
Agency Bond	\$	29,396,727	19%	1.18%
Corporate Notes	\$	7,141,812	5%	1.50%
<b>Total Portfolio Assets</b>	<b>\$</b>	<b>153,742,012</b>		



<b>Weighted Average Yield</b>	<b>1.36%</b>
	Years
Effective Average Duration - Total	1.50
Weighted Average Maturity - Total	1.50

#### Portfolio Change & Earnings

Beginning Balance	\$	132,785,057
Ending Balance	\$	153,742,012
Year to Date Income	\$	337,561
2018 Projected Income	\$	1,500,000

