

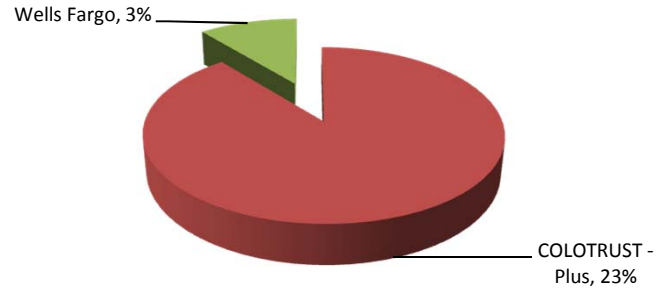
Garfield County Treasurer

Monthly Investment Portfolio Report

February, 2017

County Managed Assets

	\$	%	Return
COLOTRUST - Plus	30,759,231	23%	0.92%
Wells Fargo	3,743,163	3%	0.00%
Total Internally Managed	\$ 34,502,395	26%	

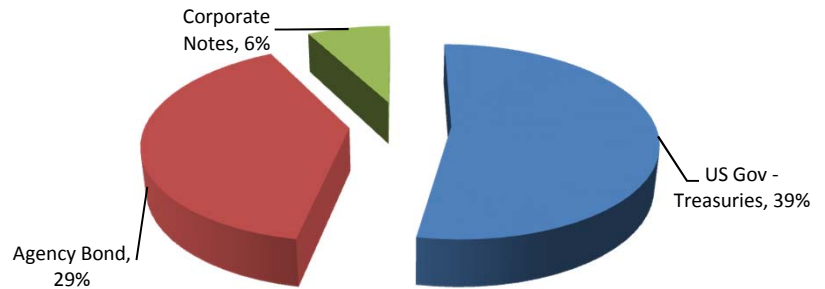


Weighted Average Yield **0.82%**

	Days
Effective Average Duration - Internal	1
Weighted Average Maturity - Internal	1

Advisor Managed Assets

	\$	%	Return
US Gov - Treasuries	52,557,117	39%	1.10%
Agency Bond	39,035,471	29%	1.00%
Corporate Notes	7,706,613	6%	1.25%
Total Externally Managed	\$ 99,299,202	74%	

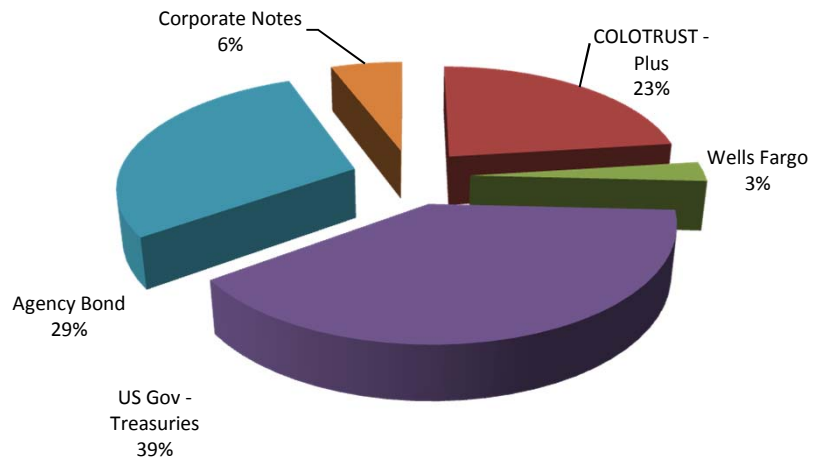


Weighted Average Yield **1.07%**

	Years
Effective Average Duration - External	1.90
Weighted Average Maturity - External	1.90

Total Portfolio Assets

	\$	%	Return
COLOTRUST - Plus	30,759,231	23%	0.92%
Wells Fargo	3,743,163	3%	0.00%
US Gov - Treasuries	52,557,117	39%	1.10%
Agency Bond	39,035,471	29%	1.00%
Corporate Notes	7,706,613	6%	1.25%
Total Portfolio Assets	\$ 133,801,596		



Weighted Average Yield **1.01%**

	Years
Effective Average Duration - Total	1.89
Weighted Average Maturity - Total	1.89

Portfolio Change & Earnings

Beginning Balance	\$ 124,388,486
Ending Balance	\$ 133,801,596
Year to Date Income	\$ 262,874
2017 Projected Income	\$ 1,000,000