

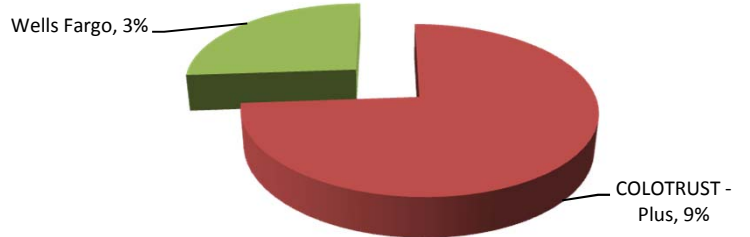
Garfield County Treasurer

Monthly Investment Portfolio Report

January, 2017

County Managed Assets


		%	Return
COLOTRUST - Plus	\$ 10,347,259	9%	0.88%
Wells Fargo	\$ 3,659,207	3%	0.00%
Total Internally Managed	\$ 14,006,466	12%	



Weighted Average Yield	0.65%
	Days
Effective Average Duration - Internal	1
Weighted Average Maturity - Internal	1

Advisor Managed Assets

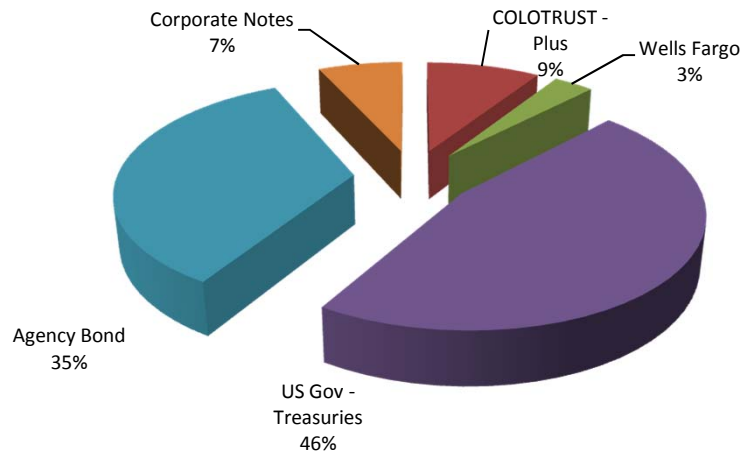
		%	Return
US Gov - Treasuries	\$ 52,577,935	46%	1.10%
Agency Bond	\$ 39,046,473	34%	1.00%
Corporate Notes	\$ 7,714,052	7%	1.25%
Total Externally Managed	\$ 99,338,460	88%	



Weighted Average Yield	1.07%
	Years
Effective Average Duration - External	1.90
Weighted Average Maturity - External	1.90

Total Portfolio Assets

		%	Return
COLOTRUST - Plus	\$ 10,347,259	9%	0.92%
Wells Fargo	\$ 3,659,207	3%	0.00%
US Gov - Treasuries	\$ 52,577,935	46%	1.10%
Agency Bond	\$ 39,046,473	34%	1.00%
Corporate Notes	\$ 7,714,052	7%	1.25%
Total Portfolio Assets	\$ 113,344,926		



Weighted Average Yield	1.02%
	Years
Effective Average Duration - Total	1.89
Weighted Average Maturity - Total	1.89

Portfolio Change & Earnings

Beginning Balance	\$ 124,388,486
Ending Balance	\$ 113,344,926
Year to Date Income	\$ 140,078
2017 Projected Income	\$ 1,000,000

