

Garfield County Treasurer

Monthly Investment Portfolio Report

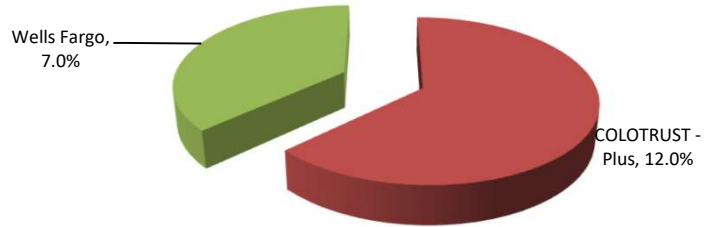
As of December 2021

County Managed Assets

		%	Return
COLOTRUST - Plus	\$ 11,992,900	12.0%	0.05%
Wells Fargo	\$ 7,019,441	7.0%	0.00%
Total Internally Managed	\$ 19,012,342	19.1%	

Weighted Average Yield **0.03%**

	Days
Effective Average Duration - Internal	1
Weighted Average Maturity - Internal	1

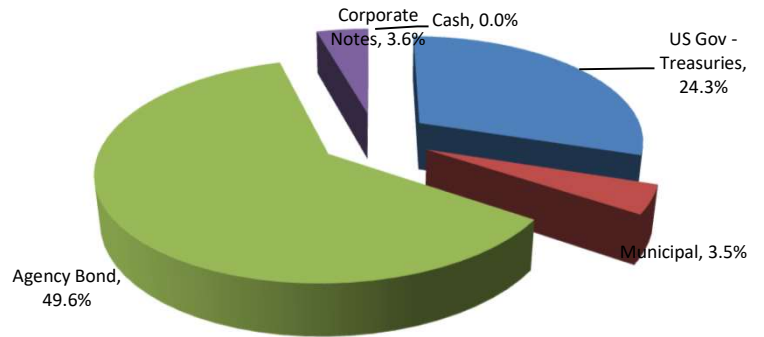


Advisor Managed Assets

		%	Return
US Gov - Treasuries	\$ 24,212,468	24.3%	0.92%
Municipal	\$ 3,478,170	3.5%	0.93%
Agency Bond	\$ 49,522,373	49.6%	1.22%
Corporate Notes	\$ 3,551,148	3.6%	1.52%
Cash	\$ -	0.0%	0.00%
Total Externally Managed	\$ 80,764,160	80.9%	

Weighted Average Yield **1.70%**

Effective Average Duration - External	1.67
---------------------------------------	------

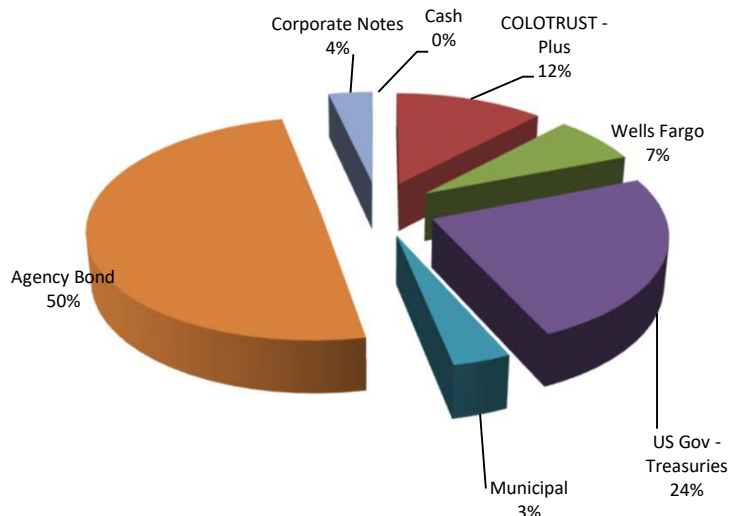


Total Portfolio Assets

		%	Return
COLOTRUST - Plus	\$ 11,992,900	12.0%	0.05%
Wells Fargo	\$ 7,019,441	7.0%	0.00%
US Gov - Treasuries	\$ 24,212,468	24.3%	0.92%
Municipal	\$ 3,478,170	3.5%	0.93%
Agency Bond	\$ 49,522,373	49.6%	1.22%
Corporate Notes	\$ 3,551,148	3.6%	1.52%
Cash	\$ -	0.0%	0.00%
Total Portfolio Assets	\$ 99,776,501	100.0%	

Weighted Average Yield **0.89%**

Effective Average Duration - Total	1.67
------------------------------------	------



Portfolio Change & Earnings

Beginning Balance	\$ 105,261,098
Ending Balance	\$ 103,729,378
Month to Date Income - Liquid Investment Income	\$ 386
Year to Date Income - Liquid Investment Income	\$ 7,496
Month to Date Income - Externally Managed Investments	\$ 105,506
Year to Date Income - Externally Managed Investments	\$ 1,424,774
2021 Projected Income Portfolio Only	\$ 1,600,000