

# Garfield County Treasurer

## Monthly Investment Portfolio Report

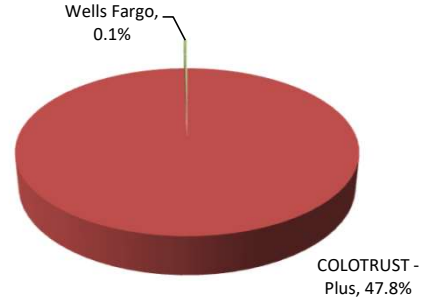
### As of December 2023

#### County Managed Assets

		%	Return
COLOTRUST - Plus	\$53,336,127	47.8%	5.57%
Wells Fargo	\$ 147,141	0.1%	0.00%
<b>Total Internally Managed</b>	<b>\$ 53,483,268</b>	<b>48.0%</b>	

**Weighted Average Yield** **5.55%**

	Days
Effective Average Duration - Internal	1
Weighted Average Maturity - Internal	1

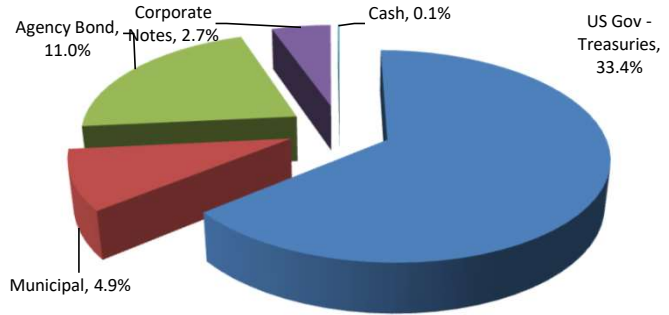


#### Advisor Managed Assets

		%	Return
US Gov - Treasuries	\$ 37,193,991	33.4%	2.60%
Municipal	\$ 5,409,066	4.9%	1.84%
Agency Bond	\$ 12,315,733	11.0%	1.74%
Corporate Notes	\$ 3,019,988	2.7%	4.42%
Cash	\$ 79,063	0.1%	0.00%
<b>Total Externally Managed</b>	<b>\$ 58,017,841</b>	<b>52.0%</b>	

**Weighted Average Yield** **1.48%**

	Years
Effective Average Duration - External	1.39

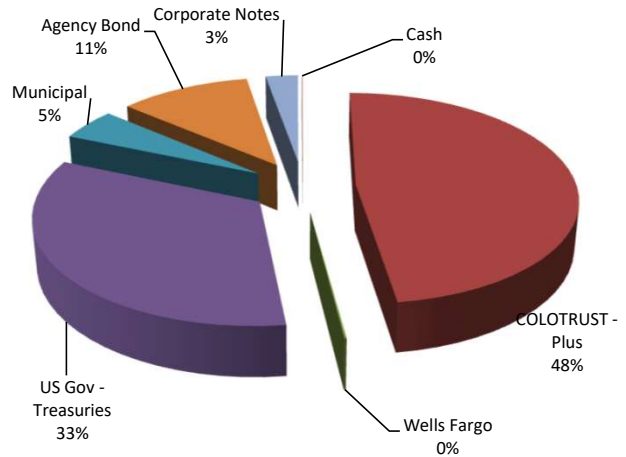


#### Total Portfolio Assets

		%	Return
COLOTRUST - Plus	\$ 53,336,127	47.8%	5.57%
Wells Fargo	\$ 147,141	0.1%	0.00%
US Gov - Treasuries	\$ 37,193,991	33.4%	2.60%
Municipal	\$ 5,409,066	4.9%	1.84%
Agency Bond	\$ 12,315,733	11.0%	1.74%
Corporate Notes	\$ 3,019,988	2.7%	4.42%
Cash	\$ 79,063	0.0%	0.00%
<b>Total Portfolio Assets</b>	<b>\$ 111,501,109</b>	<b>99.9%</b>	

**Weighted Average Yield** **3.93%**

	Years
Effective Average Duration - Total	1.39



#### Portfolio Change & Earnings

Beginning Balance	\$ 115,007,812
Ending Balance	\$ 111,501,109
Month to Date Income - Liquid Investment Income	\$ 281,925
Year to Date Income - Liquid Investment Income	\$ 3,021,814
Month to Date Income - Externally Managed Investments	\$ 95,598
Year to Date Income - Externally Managed Investments	\$ 1,061,814
2022 Projected Income Portfolio Only	\$ 1,400,000
<b>Total Income to Date</b>	<b>\$ 4,083,628</b>