

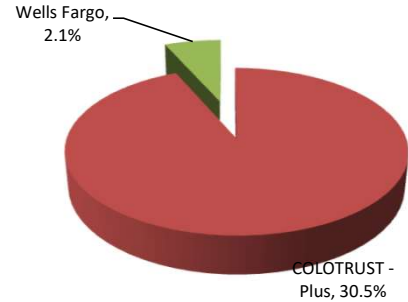
Garfield County Treasurer

Monthly Investment Portfolio Report

As of December 2022

County Managed Assets

		%	Return
COLOTRUST - Plus	\$31,080,749	30.5%	4.30%
Wells Fargo	\$ 2,183,528	2.1%	0.00%
Total Internally Managed	\$ 33,264,277	32.6%	



Weighted Average Yield **4.02%**

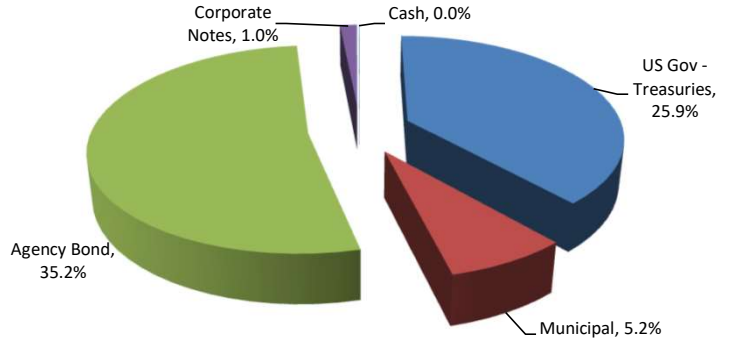
Days

Effective Average Duration - Internal 1

Weighted Average Maturity - Internal 1

Advisor Managed Assets

		%	Return
US Gov - Treasuries	\$ 26,417,336	25.9%	1.54%
Municipal	\$ 5,272,125	5.2%	1.84%
Agency Bond	\$ 35,933,924	35.2%	0.85%
Corporate Notes	\$ 1,031,024	1.0%	0.84%
Cash	\$ 29,063	0.0%	0.00%
Total Externally Managed	\$ 68,683,471	67.4%	



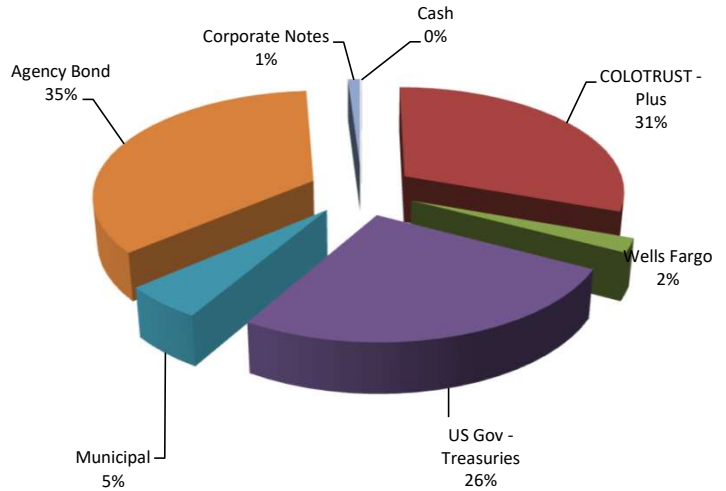
Weighted Average Yield **1.38%**

Years

Effective Average Duration - External 1.33

Total Portfolio Assets

		%	Return
COLOTRUST - Plus	\$ 31,080,749	30.5%	4.30%
Wells Fargo	\$ 2,183,528	2.1%	0.00%
US Gov - Treasuries	\$ 26,417,336	25.9%	1.54%
Municipal	\$ 5,272,125	5.2%	1.84%
Agency Bond	\$ 35,933,924	35.2%	0.85%
Corporate Notes	\$ 1,031,024	1.0%	0.84%
Cash	\$ 29,063	0.0%	0.00%
Total Portfolio Assets	\$ 101,947,749	100.0%	



Weighted Average Yield **2.11%**

Years

Effective Average Duration - Total 1.48

Portfolio Change & Earnings

Beginning Balance	\$ 104,947,489
Ending Balance	\$ 101,947,749
Month to Date Income - Liquid Investment Income	\$ 118,972
Year to Date Income - Liquid Investment Income	\$ 519,956
Month to Date Income - Externally Managed Investments	\$ 82,607
Year to Date Income - Externally Managed Investments	\$ 1,054,804
2022 Projected Income Portfolio Only	\$ 1,044,135
Total Income to Date	\$ 1,574,760