

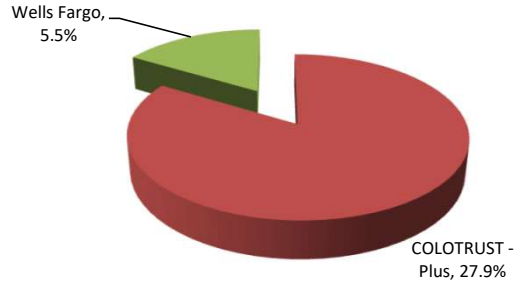
Garfield County Treasurer

Monthly Investment Portfolio Report

As of November 2022

County Managed Assets

		%	Return
COLOTRUST - Plus	\$29,204,295	27.9%	3.83%
Wells Fargo	\$ 5,725,683	5.5%	0.00%
Total Internally Managed	\$ 34,929,978	33.4%	



Weighted Average Yield **3.20%**

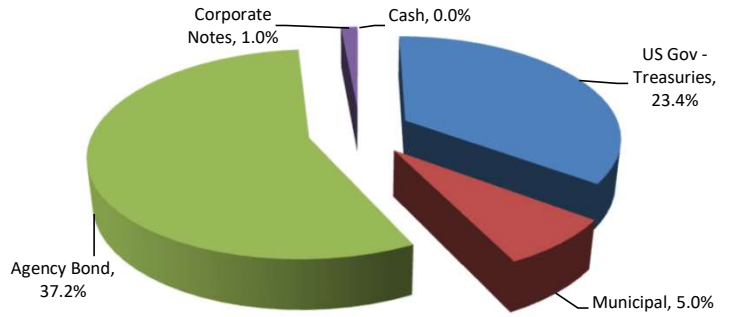
Days

Effective Average Duration - Internal 1

Weighted Average Maturity - Internal 1

Advisor Managed Assets

		%	Return
US Gov - Treasuries	\$ 24,477,976	23.4%	1.33%
Municipal	\$ 5,266,991	5.0%	1.84%
Agency Bond	\$ 38,884,810	37.2%	0.99%
Corporate Notes	\$ 1,027,734	1.0%	0.84%
Cash	\$ -	0.0%	0.00%
Total Externally Managed	\$ 69,657,510	66.6%	



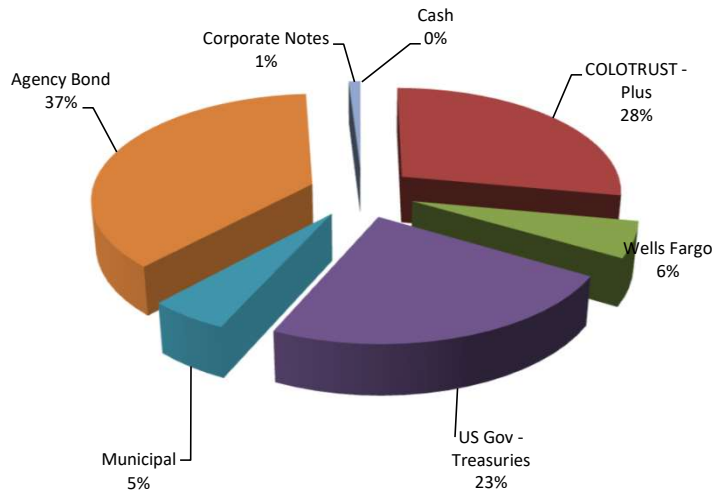
Weighted Average Yield **1.38%**

Years

Effective Average Duration - External 1.33

Total Portfolio Assets

		%	Return
COLOTRUST - Plus	\$ 29,204,295	27.9%	3.83%
Wells Fargo	\$ 5,725,683	5.5%	0.00%
US Gov - Treasuries	\$ 24,477,976	23.4%	1.33%
Municipal	\$ 5,266,991	5.0%	1.84%
Agency Bond	\$ 38,884,810	37.2%	0.99%
Corporate Notes	\$ 1,027,734	1.0%	0.84%
Cash	\$ -	0.0%	0.00%
Total Portfolio Assets	\$ 104,587,489	100.0%	



Weighted Average Yield **1.85%**

Years

Effective Average Duration - Total 1.48

Portfolio Change & Earnings

Beginning Balance	\$ 107,445,203
Ending Balance	\$ 104,587,489
Month to Date Income - Liquid Investment Income	\$ 100,254
Year to Date Income - Liquid Investment Income	\$ 400,984
Month to Date Income - Externally Managed Investments	\$ 86,508
Year to Date Income - Externally Managed Investments	\$ 972,196
2022 Projected Income Portfolio Only	\$ 1,044,135
Total Income to Date	\$ 1,373,180