

# Garfield County Treasurer

## Monthly Investment Portfolio Report

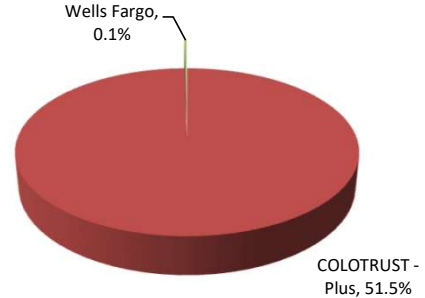
### As of November 2023

#### County Managed Assets

		%	Return
COLOTRUST - Plus	\$59,262,684	51.5%	5.56%
Wells Fargo	\$ 147,141	0.1%	0.00%
<b>Total Internally Managed</b>	<b>\$ 59,409,825</b>	<b>51.7%</b>	

**Weighted Average Yield** **5.55%**

Effective Average Duration - Internal 1  
 Weighted Average Maturity - Internal 1

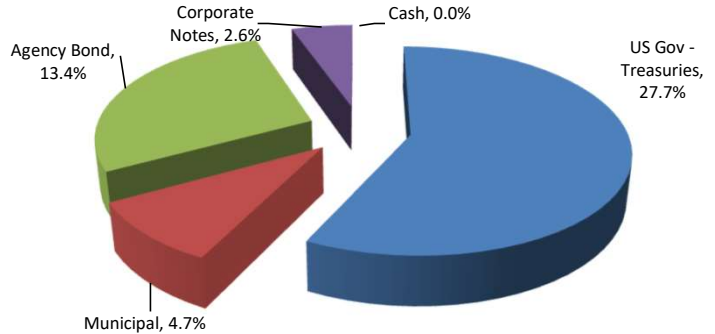


#### Advisor Managed Assets

		%	Return
US Gov - Treasuries	\$ 31,871,862	27.7%	2.40%
Municipal	\$ 5,357,659	4.7%	1.84%
Agency Bond	\$ 15,380,353	13.4%	1.44%
Corporate Notes	\$ 2,988,115	2.6%	4.42%
Cash	\$ -	0.0%	0.00%
<b>Total Externally Managed</b>	<b>\$ 55,597,987</b>	<b>48.3%</b>	

**Weighted Average Yield** **1.35%**

Effective Average Duration - External 1.21

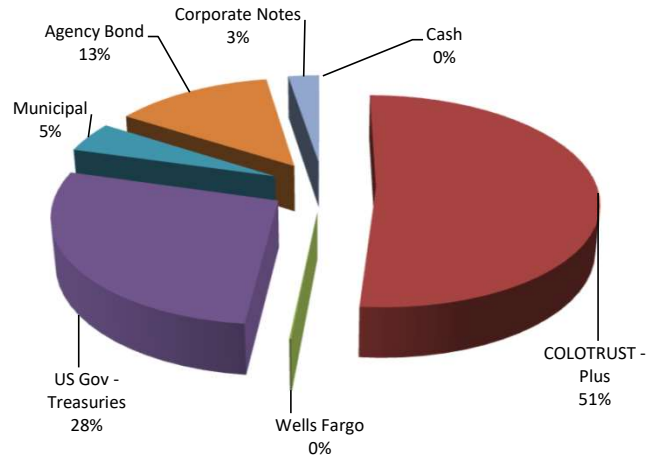


#### Total Portfolio Assets

		%	Return
COLOTRUST - Plus	\$ 59,262,684	51.5%	5.56%
Wells Fargo	\$ 147,141	0.1%	0.00%
US Gov - Treasuries	\$ 31,871,862	27.7%	2.40%
Municipal	\$ 5,357,659	4.7%	1.84%
Agency Bond	\$ 15,380,353	13.4%	1.44%
Corporate Notes	\$ 2,988,115	2.6%	4.42%
Cash	\$ -	0.0%	0.00%
<b>Total Portfolio Assets</b>	<b>\$ 115,007,812</b>	<b>100.0%</b>	

**Weighted Average Yield** **3.92%**

Effective Average Duration - Total 1.21



#### Portfolio Change & Earnings

Beginning Balance	\$ 117,669,113
Ending Balance	\$ 115,007,812
Month to Date Income - Liquid Investment Income	\$ 283,203
Year to Date Income - Liquid Investment Income	\$ 2,739,888
Month to Date Income - Externally Managed Investments	\$ 92,946
Year to Date Income - Externally Managed Investments	\$ 966,215
2022 Projected Income Portfolio Only	\$ 1,400,000
<b>Total Income to Date</b>	<b>\$ 3,706,104</b>