


# Garfield County Treasurer

## Monthly Investment Portfolio Report

### As of September 2021

#### County Managed Assets

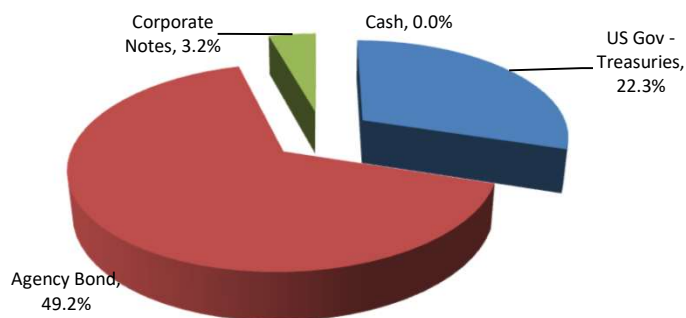
	\$	%	Return
COLOTRUST - Plus	15,485,475	14.1%	0.02%
Wells Fargo	12,193,475	11.1%	0.00%
<b>Total Internally Managed</b>	<b>27,678,950</b>	<b>25.2%</b>	



<b>Weighted Average Yield</b>	<b>0.01%</b>
Effective Average Duration - Internal	1
Weighted Average Maturity - Internal	1

#### Advisor Managed Assets

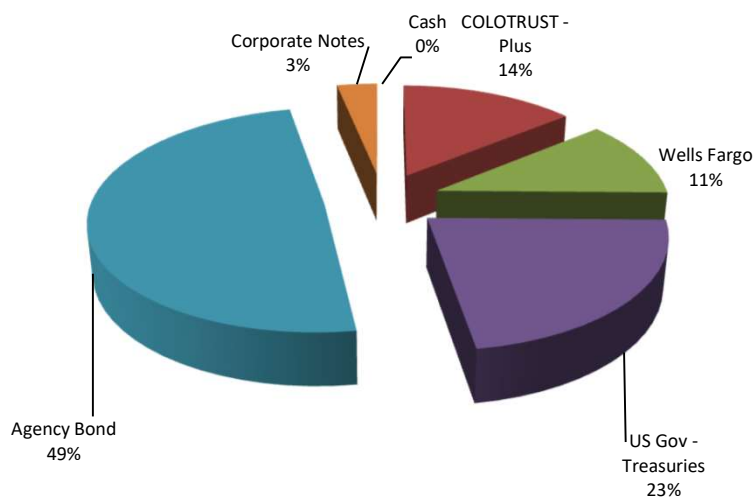
	\$	%	Return
US Gov - Treasuries	24,476,013	22.3%	0.92%
Agency Bond	53,926,779	49.2%	1.35%
Corporate Notes	3,557,403	3.2%	1.52%
Cash	-	0.0%	0.00%
<b>Total Externally Managed</b>	<b>81,960,196</b>	<b>74.8%</b>	



<b>Weighted Average Yield</b>	<b>1.82%</b>
Effective Average Duration - External	1.79

#### Total Portfolio Assets

	\$	%	Return
COLOTRUST - Plus	15,485,475	14.1%	0.02%
Wells Fargo	12,193,475	11.1%	0.00%
US Gov - Treasuries	24,476,013	22.3%	0.92%
Agency Bond	53,926,779	49.2%	1.35%
Corporate Notes	3,557,403	3.2%	1.52%
Cash	-	0.0%	0.00%
<b>Total Portfolio Assets</b>	<b>109,639,146</b>	<b>100.0%</b>	



<b>Weighted Average Yield</b>	<b>0.92%</b>
Effective Average Duration - Total	1.79

#### Portfolio Change & Earnings

Beginning Balance	\$ 109,883,055
Ending Balance	\$ 109,639,146
Month to Date Income - Liquid Investment Income	\$ 258
Year to Date Income - Liquid Investment Income	\$ 6,670
Month to Date Income - Externally Managed Investments	\$ 109,708
Year to Date Income - Externally Managed Investments	\$ 1,098,580
2021 Projected Income Portfolio Only	\$ 1,600,000